


**First 5 Marin**  
**Summer Bridge**



**Key Findings**

**Summer 2007**

Prepared By  
*Hatchuel Tabernik & Associates*  
January, 2008

# Table of Contents

I.	Program History .....	Page 2
II.	Summer Bridge 2007 .....	Page 2
	A. Program Description .....	Page 2
	B. Participant Demographics .....	Page 4
	C. Attendance and Enrollment .....	Page 5
	D. Student Outcomes.....	Page 6
	E. Program Satisfaction: Parents .....	Page 9
	F. Program Satisfaction: Teachers.....	Page 11
	G. Recommendations .....	Page 12
III.	Appendix A: Summer Bridge Student Outcomes by Community .....	Page 14
	Appendix B: Summer Bridge Parent Survey Findings by Community .....	Page 19
	Appendix C: Summer Bridge Family Friday Workshops Parent Survey Comparative Findings by Community .....	Page 26

# I. Program History

Marin County Summer Bridge classrooms have been operating for the past five summers and have helped several hundred four- and five-year old children become better prepared for kindergarten. The initiative began in the summer of 2003 with three classrooms. It continued to expand and in summer 2005, a standardized curriculum was developed through funding from a federal Early Learning Opportunities Act grant. Most recently, during the summer of 2007, 13 Summer Bridge classrooms ran county-wide and served children and families from the following five communities: San Rafael (Canal), Marin City/Sausalito, Novato, The Valley (San Geronimo/ Nicasio), and Shoreline/West Marin.

Summer Bridge is a kindergarten readiness program that provides high quality early learning opportunities for children preparing to enter kindergarten and in need of additional learning support. In order to help parents overcome access and service barriers, the program also incorporates weekly parent and child workshops that offer critical information on transitioning to kindergarten, family literacy, parenting, children’s academic and social development, nutrition, emotional well-being, and physical health. The workshops also encourage parents to interact with their children, their child’s teacher, and one another in a warm and supportive learning environment.

## II. Summer Bridge 2007

### A. Program Description

***-- Not only did Summer Bridge prepare children and families for kindergarten expectations, it also provided us with a way to assess these upcoming kindergarteners.***

*-- Summer Bridge Teacher, 2007*

The Summer Bridge program is currently overseen by the First 5 Marin School Readiness Initiative. This initiative promotes community-based planning for school readiness in partnership with parents, schools, and service providers. The five communities that hosted Summer Bridge classrooms in 2007 have well-developed School Readiness projects that include the Summer Bridge program as an integral component.

The current Summer Bridge curriculum was designed in 2005, to ensure consistent and high quality instruction across all classrooms. The curriculum centers around four developmental areas: Social Emotional Development, Physical Development, Cognitive Development, and Language Development. In addition to activity suggestions within each of these domains, the curriculum also provides teachers with supporting materials and visuals such as pictures, handouts, charts, labels, and cut-outs. In all classrooms, the Summer Bridge curriculum is supplemented with the 2<sup>nd</sup> Step Curriculum, which promotes interpersonal and social-emotional skill development.

Summer Bridge teachers and staff receive a comprehensive orientation to the curriculum, as well as the various service components incorporated within the program. These components include: oral health and hygiene, nutrition, hearing and vision screenings, the “Raising a Reader” early home literacy book bag program, and the Early Childhood Mental Health

program.

Summer Bridge consisted of 5 consecutive weeks of instruction, in one or more class in each community. San Rafael's Canal community had five classrooms, Novato, four, Shoreline/West Marin, two, Marin City/Sausalito, one, and the Valley (San Geronimo/ Nicasio), one. In total, the 13 classrooms served 240 children during summer 2007.

The tables below present typical program activities.

**Table 1. Sample Summer Bridge Daily Schedule**

<b>8:30-8:50</b>	<b>Opening Circle: Greeting and Calendar Activity</b>
<b>8:50-9:20</b>	<b>Snack and Outside Play</b>
<b>9:20-9:40</b>	<b>Large Group Instruction: Number, Letter, and Shape Identification</b>
<b>9:40-10:10</b>	<b>Small Group Instruction</b>
<b>10:10-11:10</b>	<b>Learning Centers: Child and Teacher Directed Activities</b>
<b>11:10-11:15</b>	<b>Clean-up</b>
<b>11:15-11:30</b>	<b>Closing Circle Story Time</b>

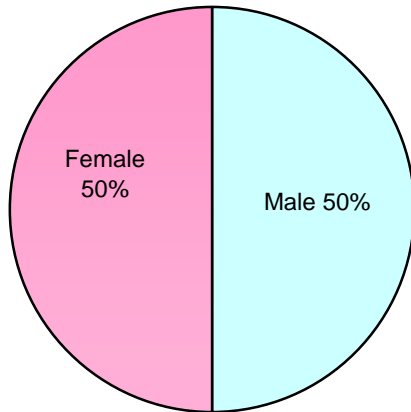
**Table 2. Sample Calendar of Family Fridays and Events**

<b>First Day</b>	<b>Parent Orientation</b>
<b>Family Friday #1</b>	<b>Raising a Reader Workshop</b>
<b>Family Friday #2</b>	<b>Child's Development and How to Prepare for Kindergarten</b>
<b>Family Friday #3</b>	<b>Physical Health and Nutrition</b>
<b>Family Friday #4</b>	<b>Oral Health</b>
<b>Family Friday #5</b>	<b>Graduation and Family Celebration</b>

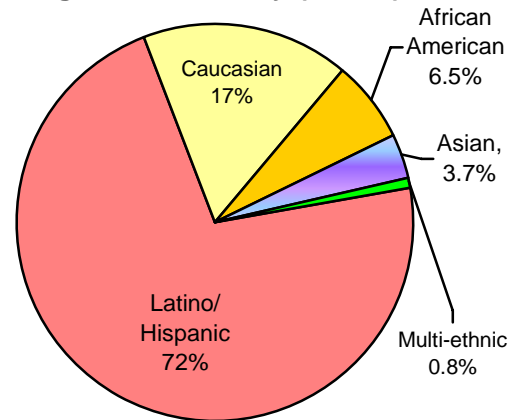
## B. Participant Demographics

Gender, ethnicity, and home language demographics were available for 240 participants. As indicated in the figures below, 50% of Summer Bridge participants were female and 50% were male. A majority of participants (72 %) were Latino/Hispanic with a primary language of Spanish (65.5%). These demographics are consistent with the initiative's emphasis on serving students who have little access to preschool experience and have limited access to resources due to language barriers, identified special education needs or socioeconomic factors.


**Figure 1. Gender (n=240)**



**Figure 2. Ethnicity (n=240)**



**Figure 3. Language Spoken at Home (n=187)**



## C. Attendance and Enrollment

Attendance and enrollment summaries for individual Summer Bridge classrooms, and the program as a whole, were very positive during summer 2007 as indicated in Table 3.

- Enrollment numbers remained fairly consistent between the first and last weeks of the program. The total enrollment during the last week of programming decreased by 6 students compared to the first week's enrollment. Classrooms experienced most of their early de-enrollments during the last week of programming, as indicated by a 5 week enrollment average that is very similar to the first week enrollment.
- The Average Daily Attendance (total attendances divided by total program days) for individual classrooms ranged from 7 to 20 students. Across all classrooms, the Average Daily Attendance (ADA) was 17 or 94% of the average 5 week enrollment.
- The ADA on Family Days for individual classrooms ranged from 7 to 19, with a Family Day ADA across all sites of 13 parents/family members.

**Table 3. Summer Bridge 5 Week Enrollment and Attendance Summary: Summer 2007**

Classroom	Total Students Served*	Enrollment			ADA: Regular Program		ADA: Family Days	
		1 <sup>st</sup> Week	Last Week	5 Week Average	%**	%**		
Marin City/Sausalito	22	22	21	21	19	90%	18	86%
Novato: Loma Verde	22	22	22	22	20	91%	15	68%
Novato: Lu Sutton	18	18	16	17	17	100%	15	88%
Novato: Lynwood	20	20	19	20	19	95%	19	95%
Novato: Olive	16	15	16	15	14	93%	15	100%
San Rafael: 1	19	18	18	19	18	95%	16	84%
San Rafael: 2	18	18	18	18	17	94%	16	89%
San Rafael: 3	20	20	20	20	19	95%	17	85%
San Rafael: 4	21	21	21	21	20	95%	18	86%
San Rafael: 5	20	20	20	20	19	95%	17	85%
Shoreline: Inverness	16	14	14	15	14	93%	13	87%
Shoreline: Tomales	8	8	8	8	7	88%	7	88%
The San Geronimo Valley	20	19	20	20	19	95%	19	95%
<b>SUMMARY</b>	<b>Avg. 18 Total 240</b>	<b>Avg. 18 Total 235</b>	<b>Avg. 18 Total 233</b>	<b>Avg. 18 Total 236</b>	<b>Avg. 17 Total 222</b>	<b>94%</b>	<b>Avg. 16 Total 205</b>	<b>87%</b>

\* Any student attending at least one program day (with the exception of students who dropped the program immediately).

\*\* Percents represent a comparison between Average Daily Attendance (ADA) and the 5 week average classroom enrollment listed in column four.

## D. Student Outcomes

**Measure:** Summer Bridge participants were administered a developmental skills assessment by their classroom teachers during the first and last weeks of programming. The 48 assessment items corresponded to the four developmental areas targeted by the Summer Bridge curriculum and were grouped into 10 skill areas, including: Following Classroom Routines, Ability to Adjust to New Situations, Respecting and Caring for the Classroom Environment, and Playing Well with Other Children (*Social Emotional Domain*); Enjoying and Valuing Reading and Concentration and Focus (*Cognitive Domain*); Cutting with Scissors, Using Tools for Writing and Drawing, and Gross Motor Skills (*Physical Domain*); and Listening and Speaking in Spanish and English (*Language Domain*). Performance in each area was ranked according to the following scale: 1) Never; 2) Sometimes; 3) Most of the Time; and 4) All of the Time.

**Key Student Finding #1:** Students made strong progress during the course of the 2007 Summer Bridge program. Analysis revealed statistically significant improvement in Social Emotional Development (Figure 4), Cognitive Development (Figure 5), Physical Development (Figure 6), and Language Development (Figure 7). Results have been presented for students for whom both pre- and post-assessment were completed.

Figure 4. Pre-Post Comparison of Social Development (N=200)

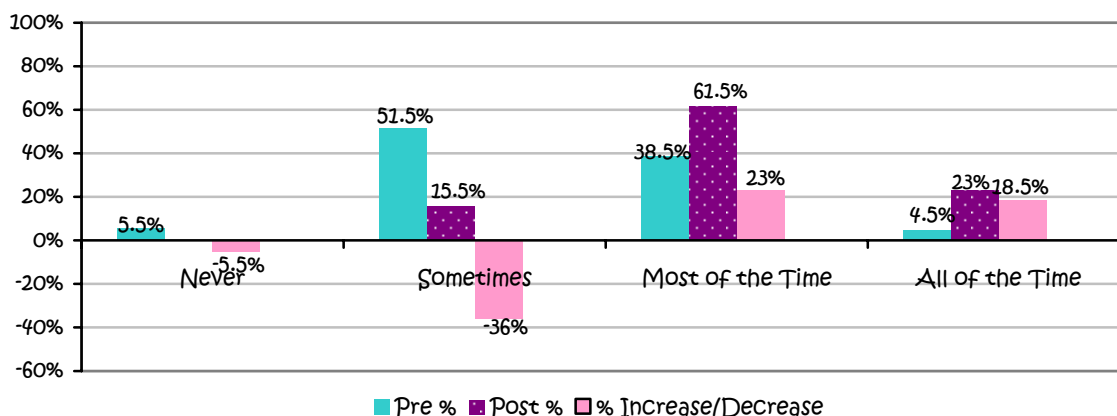


Figure 5. Pre-Post Comparison of Cognitive Development (N=210)

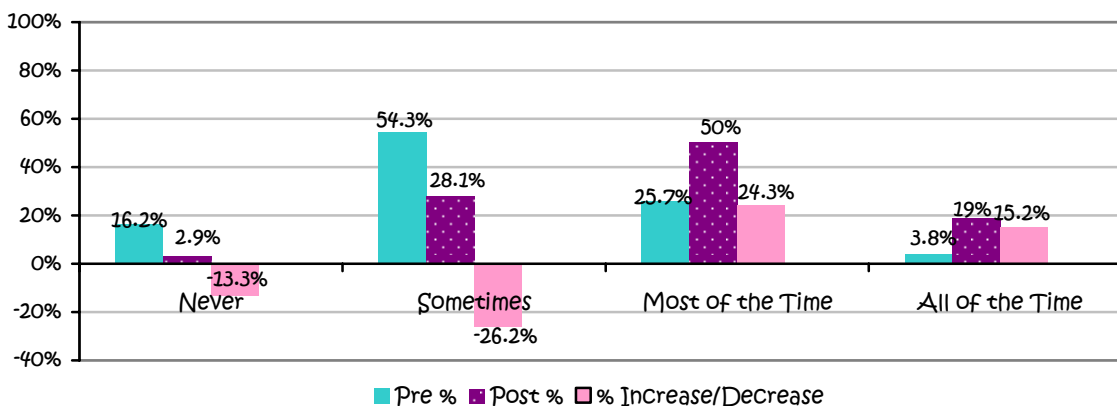


Figure 6. Pre-Post Comparison of Physical Development (N=166)

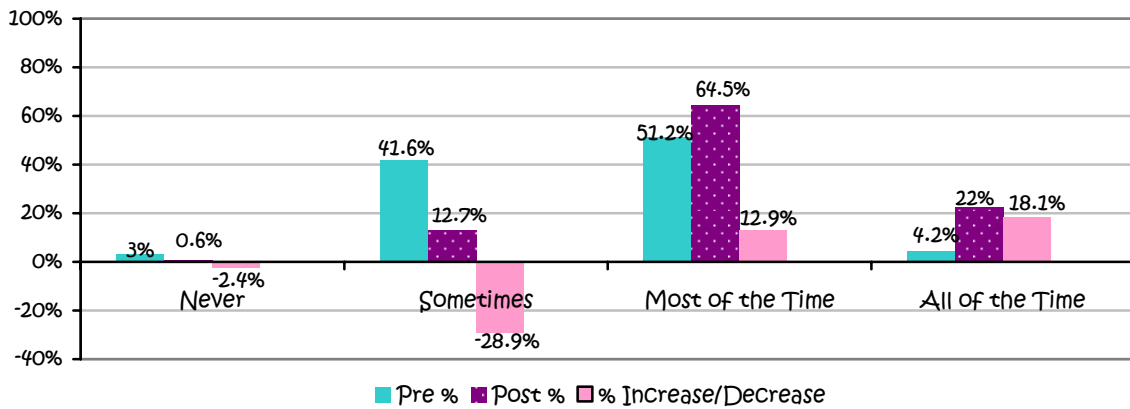
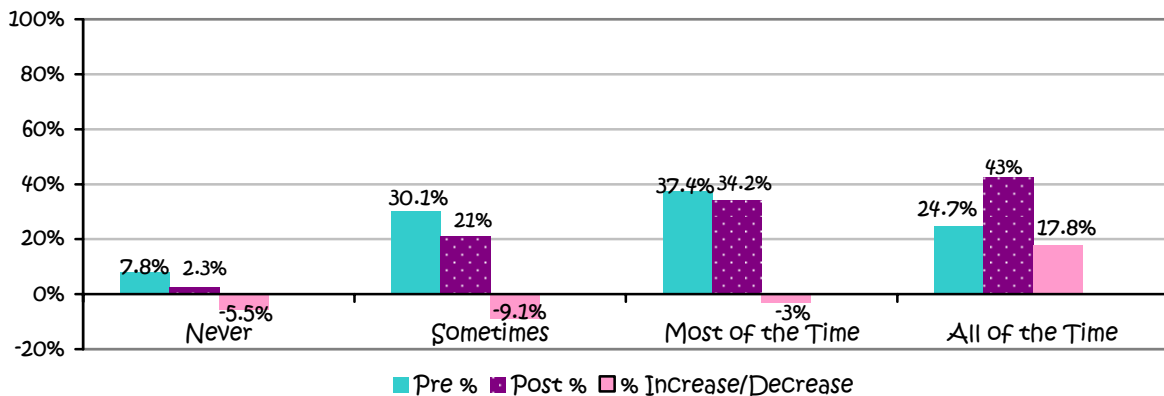


Figure 7. Pre-Post Comparison of Language Development (N=219)



**Key Student Finding #2:** The materials section of pre- and post-assessments also revealed notable gains in students' ability to copy, draw, and recognize shapes, colors, and their own name. For every area assessed, there was an increase between pre and post in the proportion of students able to successfully complete each task. In the area of copying and drawing shapes, increases between pre and post ranged from 10% (circle) to 24% (triangle). In the area of recognizing colors, increases ranged from 5% (yellow) to 16% (brown). In the area of shape and name recognition, increases ranged from 12% (circle) to 20% (square).

Figure 8. Student is able to copy and draw a . . .

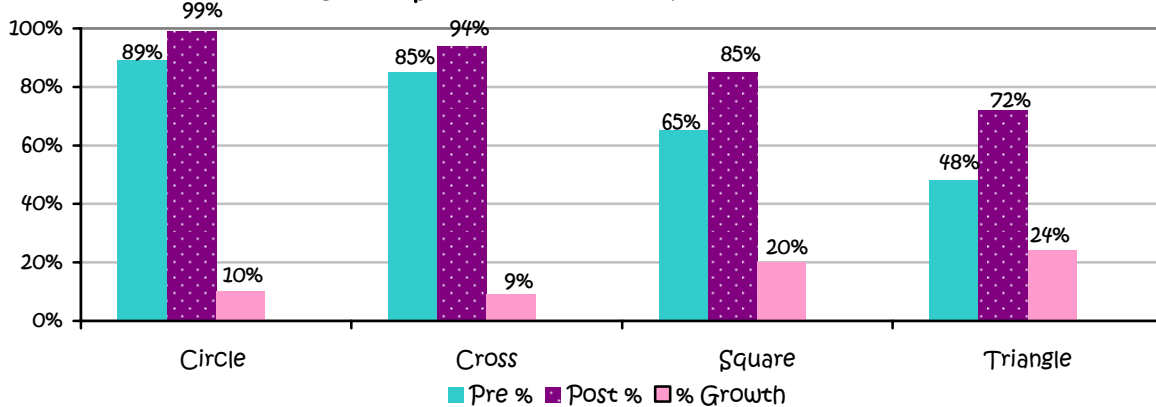


Figure 9. Student is able to recognize . . .

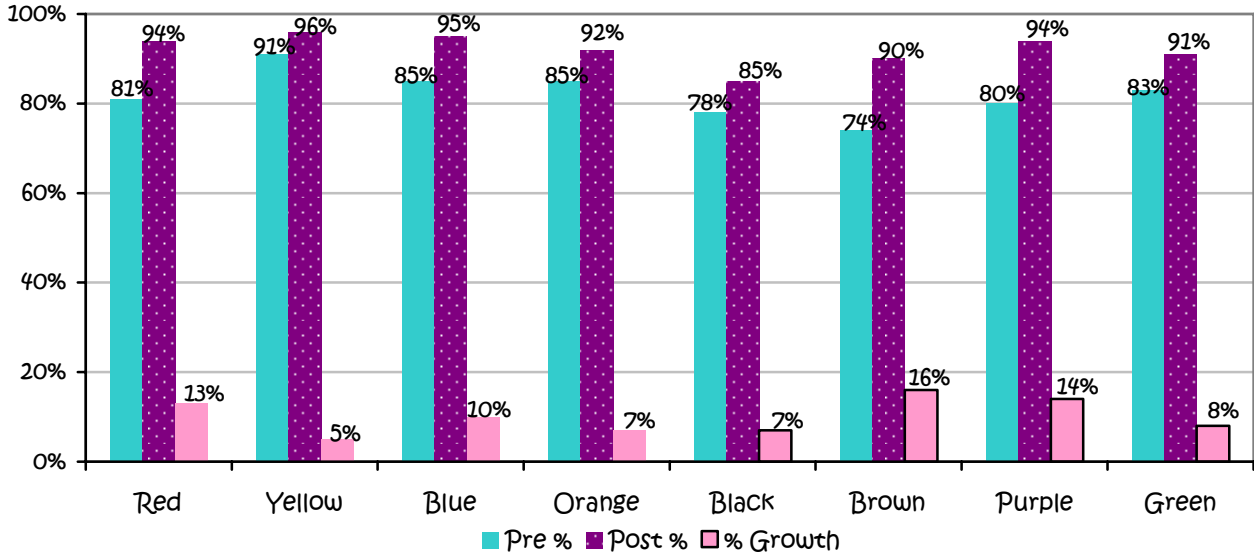
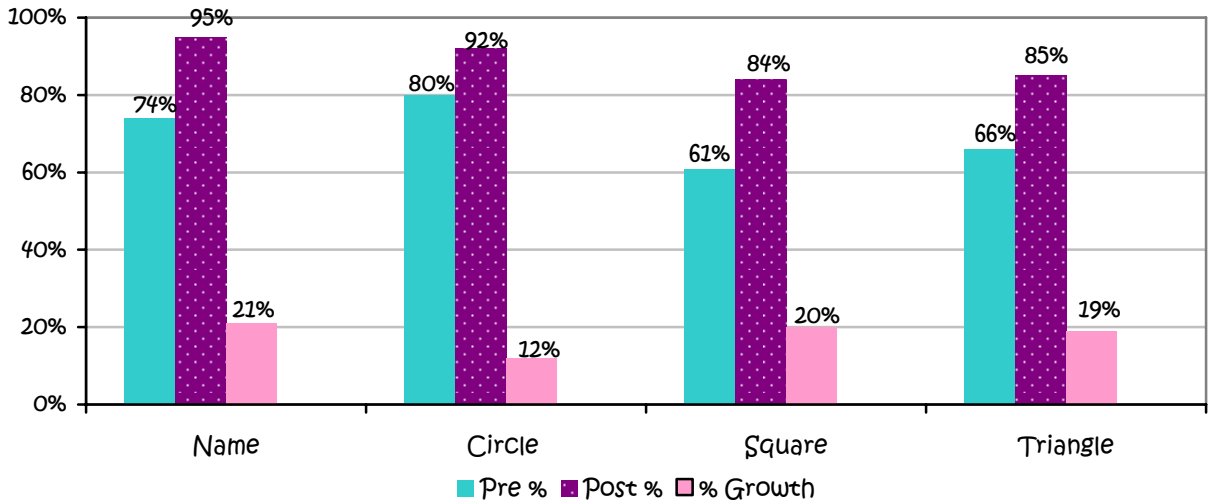


Figure 10. Student is able to recognize . . .

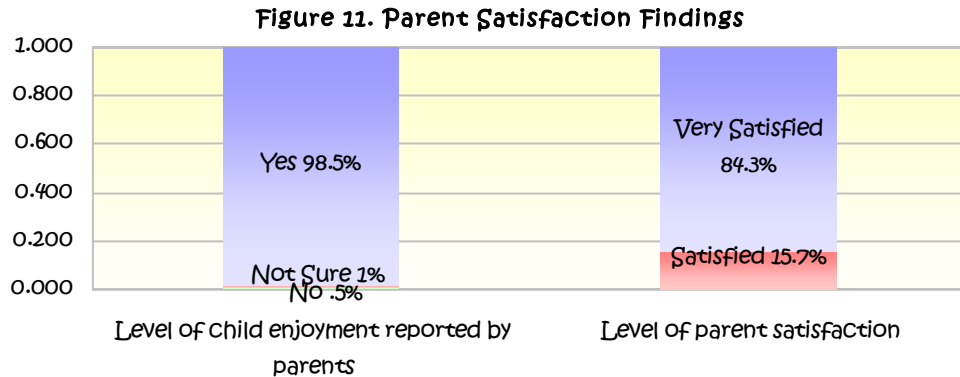


**Key Student Finding #3:** Statistically significant results on the student assessment were consistent across individual communities. However, some of the communities did demonstrate unique areas of strength with regard to student achievement. Appendix A to this report presents student assessment data by community.

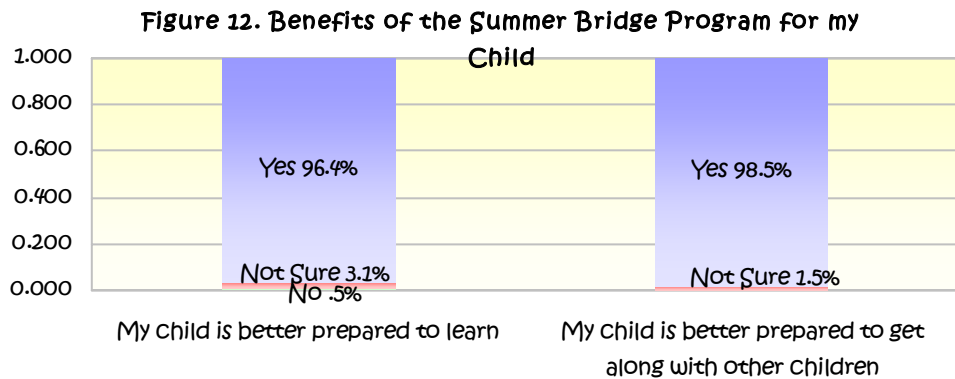
## E. Program Satisfaction: Parents

**Measure:** A survey was administered to parents at the end of the Summer Bridge program to assess their satisfaction and obtain their opinions about the benefits of the program. A total of 201 parents completed a survey.

**Key Parent Finding #1:** Parents expressed positive views of the program, with **100%** of parents responding that they were either “satisfied” or “very satisfied”. Furthermore, **98.5%** of parents felt that their child enjoyed the program; 1% were “not sure”; the remaining .5% responded “no”.



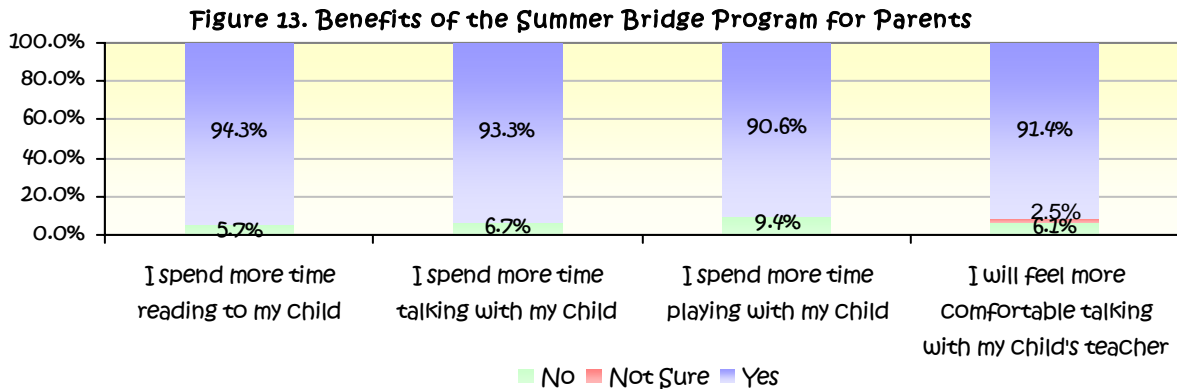
**Key Parent Finding #2:** Parents were equally positive about the benefits of the program and the gains that their children had made. After their child’s participation in the program, **98%** of parents felt that their child was better prepared to learn in kindergarten and **97%** felt that their child was better prepared to interact socially with others, as a result of the Summer Bridge experience.



### Parent Quotes about their Child’s Summer Bridge Experience:

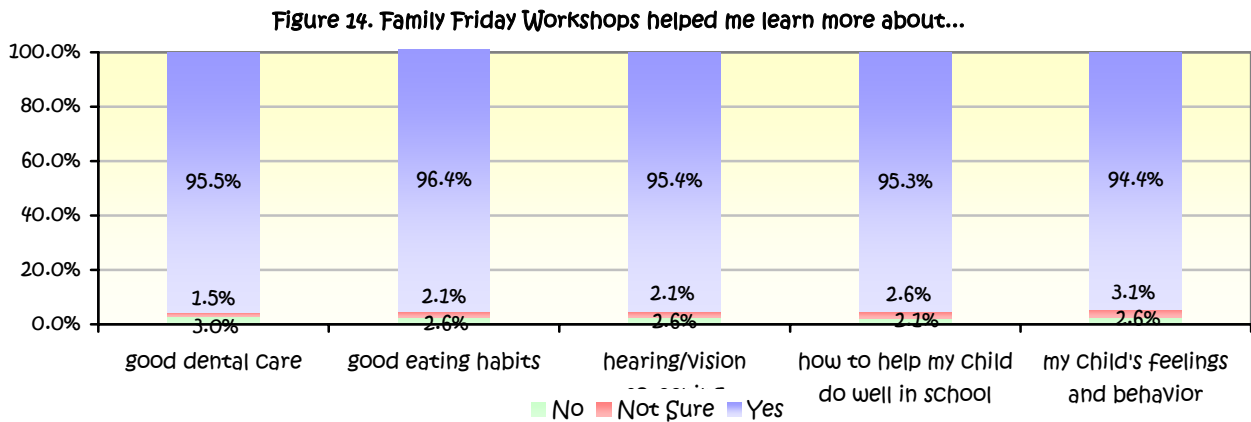
- It helped her to be more responsible with her things. It also helped her to be more sociable with other children and to have a bedtime routine.
- I see that my daughter is more independent and sure of her self going to school.
- It helped my child to relate to/with other children, to be more attentive with reading books and to be organized.
- {Summer Bridge} filled him with enthusiasm for school.
- She is more willing to help out at home and is a better listener. Not to mention the difference in her personality; she was extremely shy and now she is not.
- {Summer Bridge} helped my child to communicate better with people.
- My child reads stories every night.
- My child learned a little more English.
- It helped him a lot to relate with other children and to learn more English.
- It will help my child understand the routine of being in a classroom and what to expect.
- Enforcing and following the rules at home that he did not want to do

**Key Parent Finding #3:** Parents were also positive about the degree to which they benefited from the Summer Bridge program. **94.3%** of parents reported that they spend more time reading to their child since participating in Summer Bridge; **93.3%** reported that they spend more time talking with their child; **90.6%** of parents reported that they spend more time playing with their child; and **91.4%** reported that they feel more comfortable talking with their child’s teacher.



\* The first three questions presented in this figure asked for yes/no responses; the fourth question was the only question that allowed respondents to select “not sure”.

**Key Parent Finding #4:** Parents felt strongly about the knowledge and understanding they gained from Family Friday workshops. Over **90%** of parents responded that the workshops had helped them learn more about: good eating habits (96.4%), hearing and vision screening (95.4%), good oral health (95.5%), supporting their child’s success in school (95.3%), and understanding their child’s feelings and behavior (94.4%).

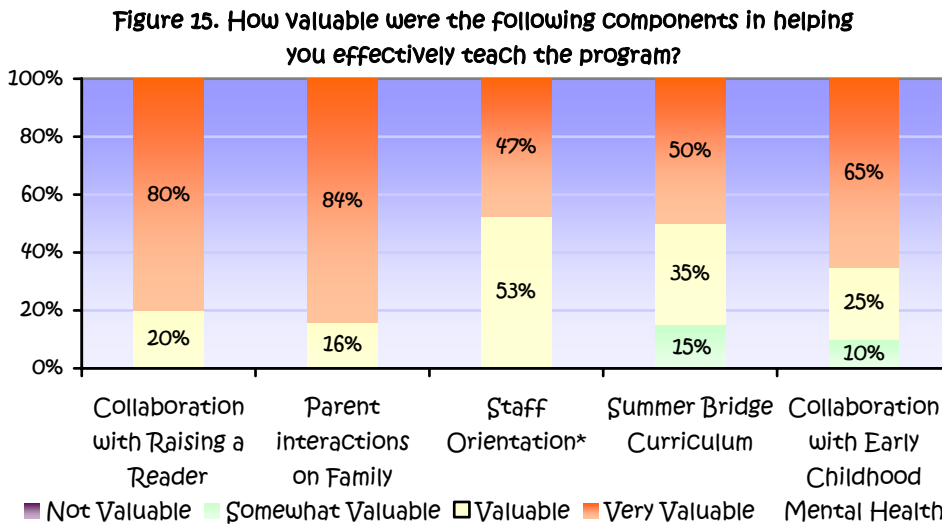


- Parent Quotes--- What they liked about Summer Bridge:**
- A chance for the whole family to be involved. Grandma, Dad, Me, etc.
  - Meeting children and their families and getting new information.
  - I've learned how important it is for my daughter to do well in class and to communicate with teachers.
  - Food puppet show, mental health discussion.
  - The ability to ask questions to the psychologist.
  - To watch the children interact.
  - Being able to participate in activities with my daughter that she'll always remember
  - Interaction skills, with other parents as well as students at my daughter's age.
  - To know how to help her now, since she will be going to kindergarten soon.
  - Dental info
  - To make sure he was at an appropriate level for kindergarten

## F. Program Satisfaction: Teachers

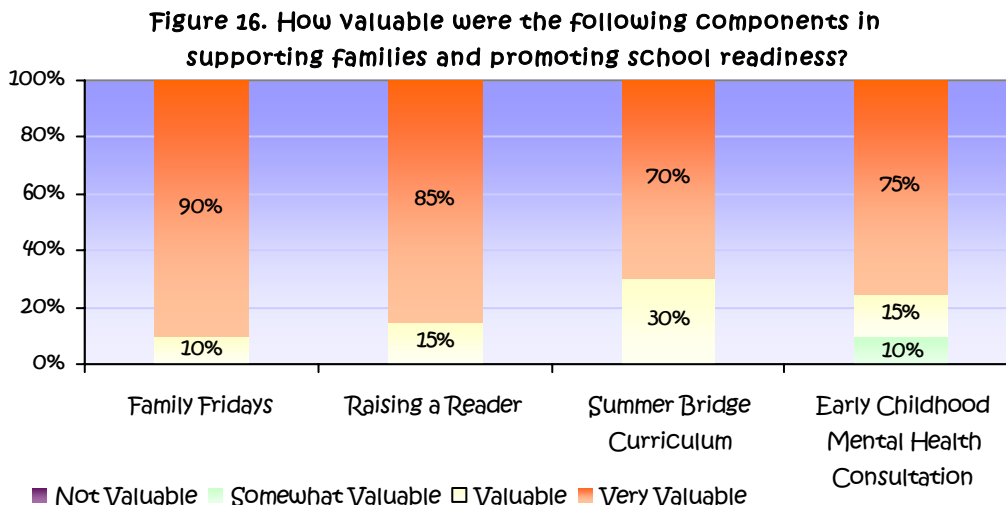
**Measure:** Teachers were administered a satisfaction survey upon completion of the Summer Bridge program. The survey asked them to rate the effectiveness of individual program components as well as the overall effectiveness of the program. Surveys were returned from a total of 20 teachers and classroom aides.

**Key Teacher Finding #1:** Participating teachers expressed high personal satisfaction with Summer Bridge program components. At least **85%** of teachers rated each program component as either “valuable” or “very valuable” in helping them effectively conduct their Summer Bridge instruction. Teachers felt most positive about: the Raising a Reader program, their interactions with parents during Family Fridays, and the Summer Bridge Orientation.



\* Staff was oriented through a large county-wide orientation and also through local orientations held by individual communities. Respondents could have interpreted this question as referring to either the local or County orientation.

**Key Teacher Finding #2:** Overall, **100%** of participating teachers felt that the Summer Bridge program was “very effective” or “effective” in improving participants’ kindergarten readiness. While teachers saw all primary program components as valuable in promoting school readiness and supporting families, teachers felt that Family Fridays, Raising a Reader, and Summer Bridge curriculum provided the highest value to children and families.



### **Teacher Quotes about the Benefits of Summer Bridge:**

- It is a great program and very effective and helpful for the children.
- Really helps with confidence and security for these students when they enter K.
- For three years, I have witnessed the multiple ways Summer Bridge prepares children for Kindergarten. It's great!
- This program has helped new parents ready themselves for school with their children, giving children a glimpse of their future routine.
- The coordination in Summer Bridge is excellent.
- My colleagues have been happy/satisfied with the results (positive) many of the Kindergarten students have demonstrated at the beginning of the school year.
- It was just what my students needed this year and I feel if the students had not participated in Summer Bridge, Kindergarten would be difficult challenge for the child and the teacher.

## **G. Recommendations for Next Year**

While pleased with the success of Summer Bridge, First 5 Marin is also committed to making the program as strong as it can be for future young children and their families. To accomplish this, parents, teachers, and community partners were asked for recommendations about “improvables” for upcoming years.

### **Teacher Input:**

- Limit student enrollment at each site to no more than 20 students. The neediest children benefit more from smaller student group activities.
- Rethink/plan the Mental Health part.
- Preorganize outside games for active kids who need direction.
- Encourage both parents to attend a mandatory orientation in regards to the program.
- Some teachers felt the program could get a babysitter for siblings on Family Friday in order to reduce the workload and preparation.
- “I enjoyed myself and felt successful! The program keeps improving, as those involved stay in their positions. The staff knowing each other and our functions helps keep improving the program”.

### **Parent Input:**

- “The program was great - do that again!”
- Parents recommend having less time on the Friday lectures and more actual hands-on time regarding each topic. Parents also hope Family Fridays could be more involved in class activities with children; also could provide more classes for understanding their children and their way of learning.
- Parents hope they can get more input about their children from

***-- To my knowledge the program was run great and the staff was awesome.***

*-- Summer Bridge Teacher, 2007*

teachers during the 5 weeks, e.g. weekly progress reports.

- Provide transportation for the children whose parents cannot otherwise send their children.
- Set up a structured opportunity for parents to meet with their child's kindergarten teacher.
- Some parents wanted to extend the program for a longer period time.

### Evaluator Conclusions and Recommendations:

- Summer Bridge attendance and enrollment numbers remained consistently high between the first and last weeks of the program. This indicates that families understood attendance expectations and were for the most part able to meet these expectations. Classrooms that had a more noticeable drop in enrollment seemed to experience most of their de-enrollments during the last week. Programs that experienced this challenge may be able to address the issue by emphasizing with parents the importance of completing the program in its entirety. This discussion should include clear identification of the benefits to be gained from full five-week participation. Programs that do not already do so, may also want to consider hosting fun, celebratory events during the course of the week to maintain high engagement, acknowledge accomplishments, and bring meaningful closure to programming.
- The key parent findings indicated that county-wide, parents reported high satisfaction and identified many benefits of Summer Bridge programming for themselves and their children. However, as was showed in Appendix B, there was variation in parent survey results among individual communities, particularly in the area of knowledge and skills gained from participation in Family Friday workshops (See Appendix C). It is recommended that program staff and stakeholders from individual communities come together to share promising practices for structuring Family Days. Communities can also invite a group of parent panelist to share their personal experiences of working with their children and their own parenting styles. By doing so, communities can then identify strategies that may apply to the unique needs and challenges they encounter in their work with families.
- Over half (87%) of the Summer Bridge parents who completed a survey were willing to be contacted for follow-up discussions on their child's transition to kindergarten. This type of follow-up activity, conducted through phone surveys or focus groups, would be valuable in gaining additional information about long-term impacts that may be attributed to Summer Bridge, such as parents' level of involvement in their child(ren)'s education both at home and at school.
- Overall, Summer Bridge findings in the areas of student attendance and enrollment, parent and teacher satisfaction, and student outcomes were very positive. Data indicates that the program has an effective organizational structure and is providing a valuable service to children, families, schools, and communities within Marin County. It is recommended that findings be widely shared and disseminated to help ensure continued community engagement and to support the future expansion of the program.

### III. Appendix A: Summer Bridge Student Outcomes by Community

#### A. Pre-Post Comparison of Summer Bridge Participant Skill Change: San Rafael (Canal)

Figure 1. Pre-Post Comparison of Social Development (N=78)

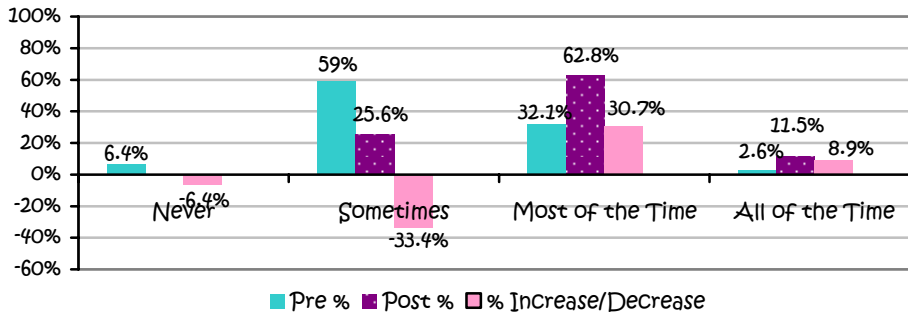


Figure 2. Pre-Post Comparison of Cognitive Development (N=78)

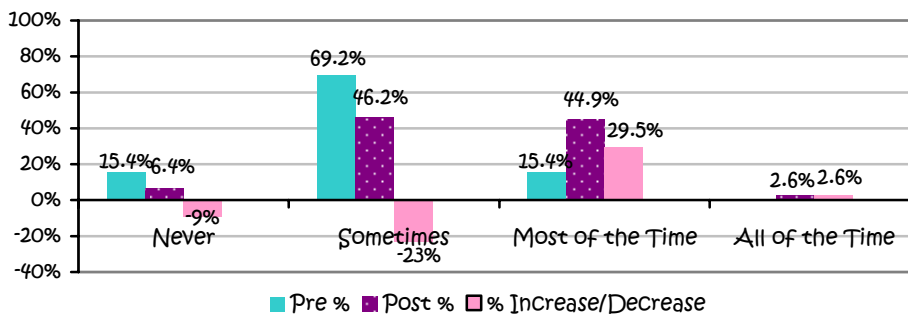


Figure 3. Pre-Post Comparison of Physical Development (N=71)

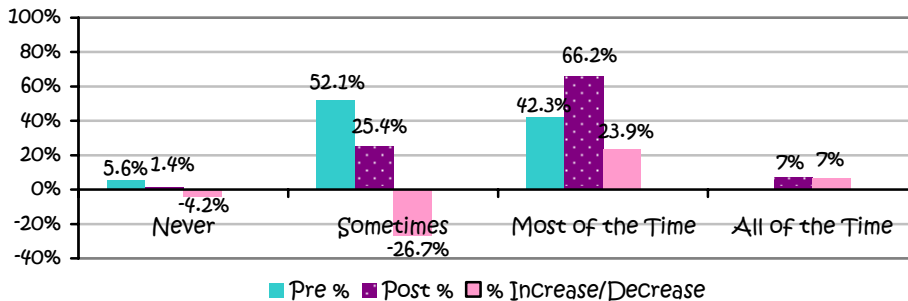
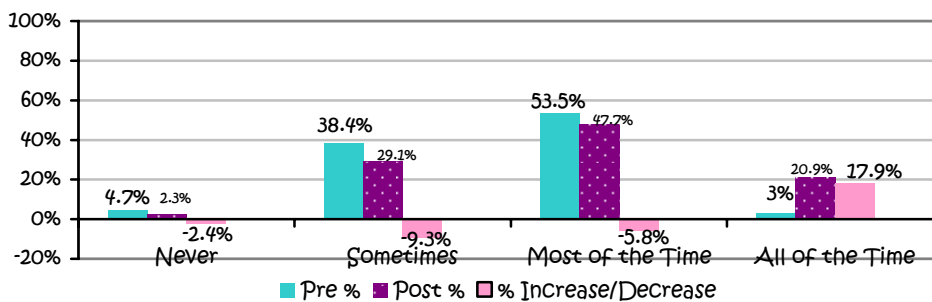


Figure 4. Pre-Post Comparison of Language Development (N=86)



## B. Pre-Post Comparison of Summer Bridge Participant Skill Change: Novato

Figure 1. Pre-Post Comparison of Social Developmnet (N=63)

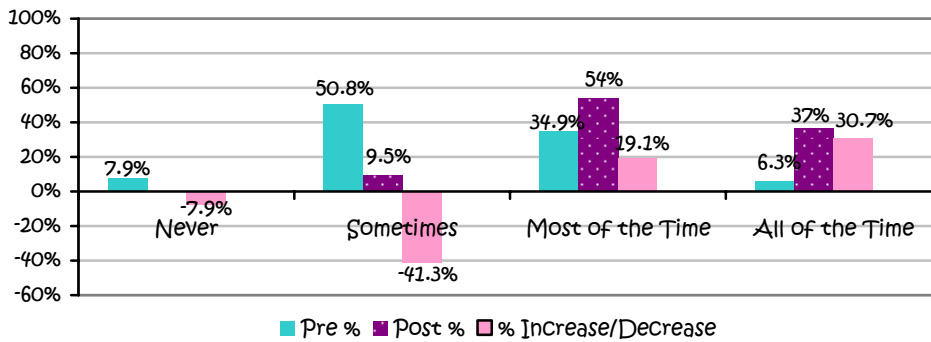


Figure 2. Pre-Post Comparison of Cognitive Developmnet (N=68)

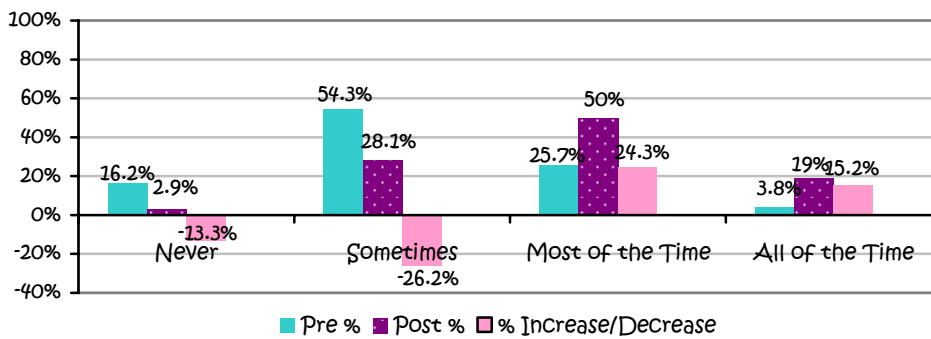


Figure 3. Pre-Post Comparison of Physical Developmnet (N=41)

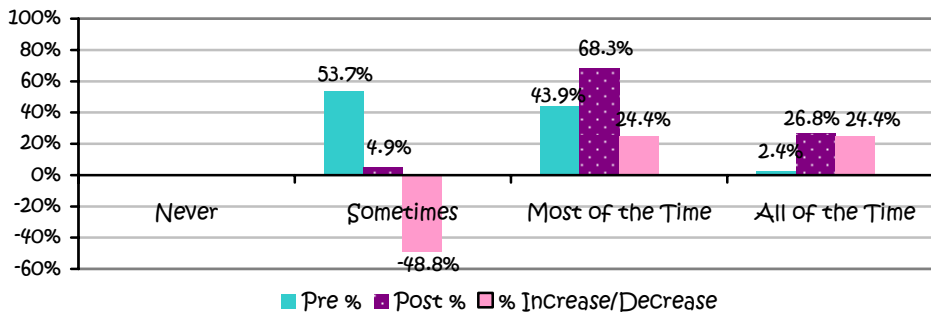
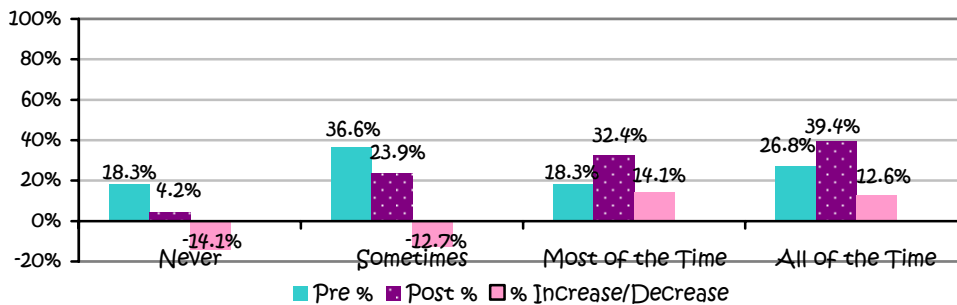


Figure 4. Pre-Post Comparison of Language Developmnet (N=71)



### C. Pre-Post Comparison of Summer Bridge Participant Skill Change: West Marin/Shoreline

Figure 1. Pre-Post Comparison of Social Development (N=24)

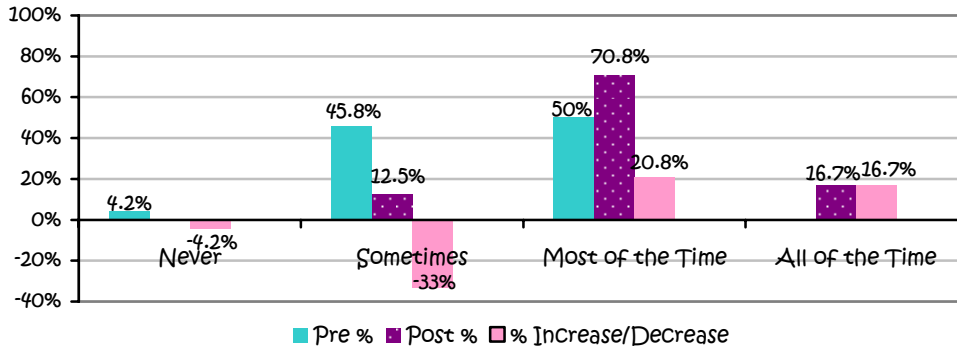


Figure 2. Pre-Post Comparison of Cognitive Development (N=23)

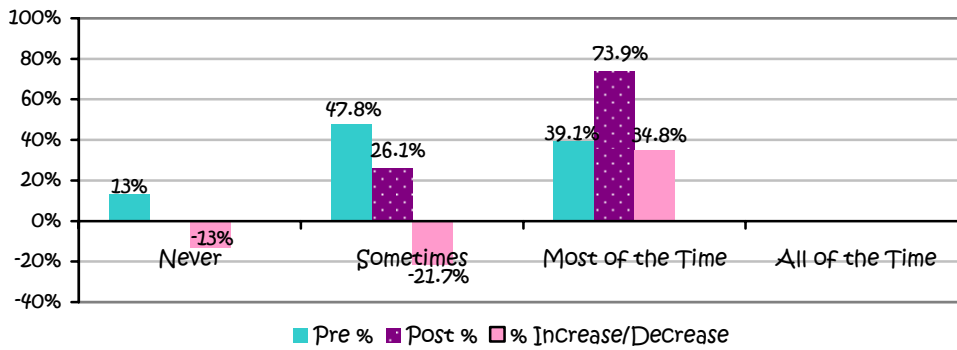


Figure 3. Pre-Post Comparison of Physical Development (N=18)

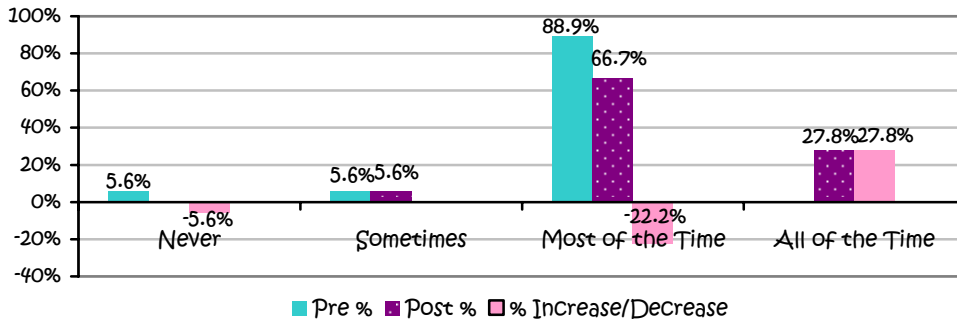
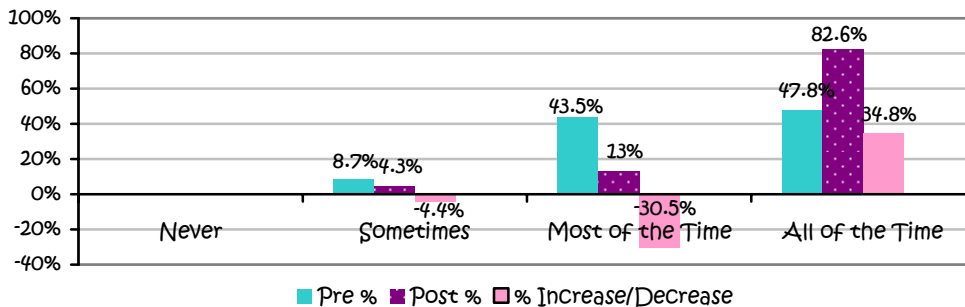


Figure 4. Pre-Post Comparison of Language Development (N=23)



## D. Pre-Post Comparison of Summer Bridge Participant Skill Change: Marin City/Sausalito

Figure 1. Pre-Post Comparison of Social Development (N=18)

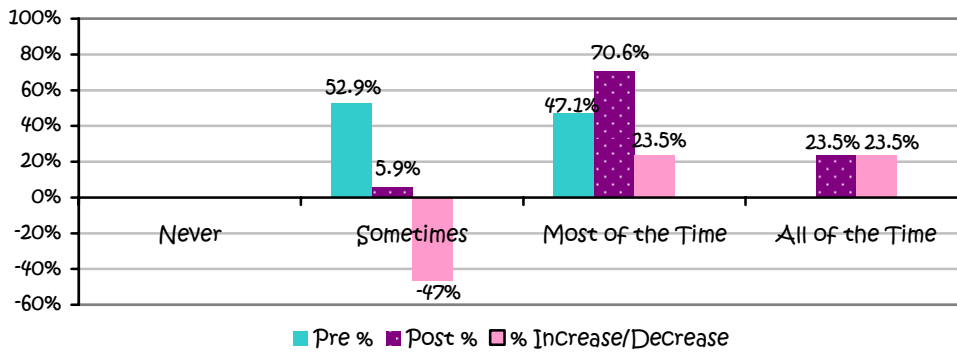


Figure 2. Pre-Post Comparison of Cognitive Development (N=21)

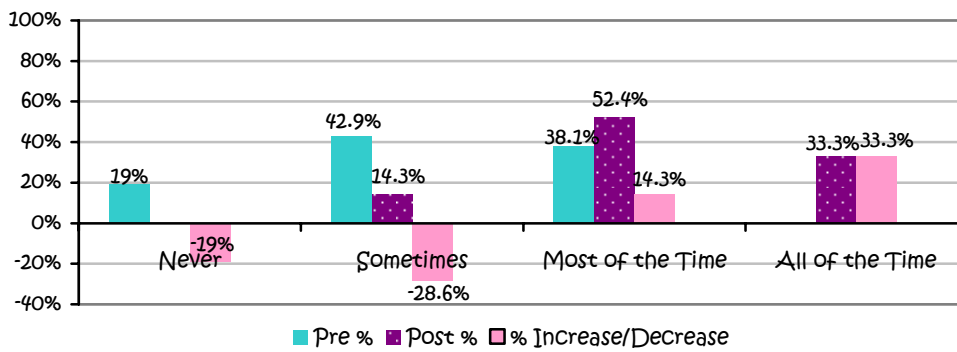


Figure 3. Pre-Post Comparison of Physical Development (N=19)

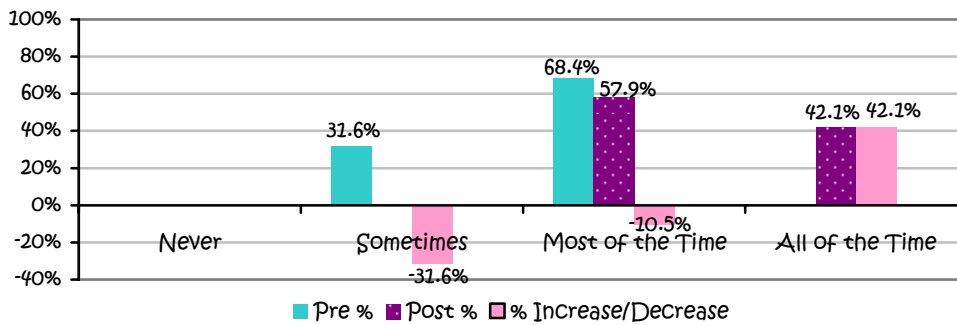
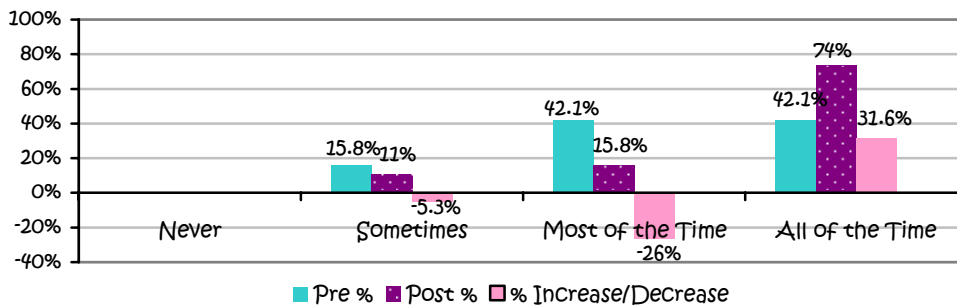


Figure 4. Pre-Post Comparison of Language Development (N=19)



## E. Pre-Post Comparison of Summer Bridge Participant Skill Change: The Valley

Figure 1. Pre-Post Comparison of Social Development (N=18)

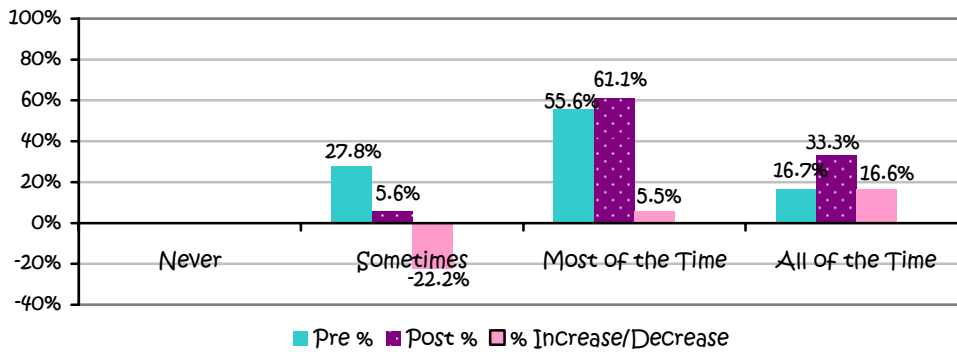


Figure 2. Pre-Post Comparison of Cognitive Development (N=20)

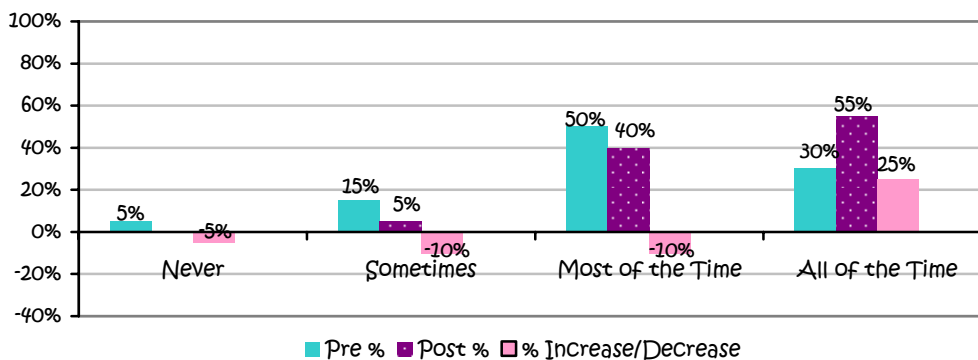


Figure 3. Pre-Post Comparison of Physical Development (N=17)

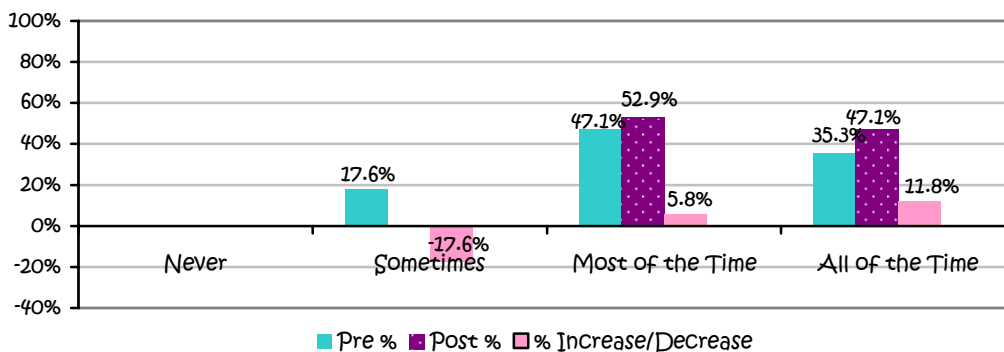
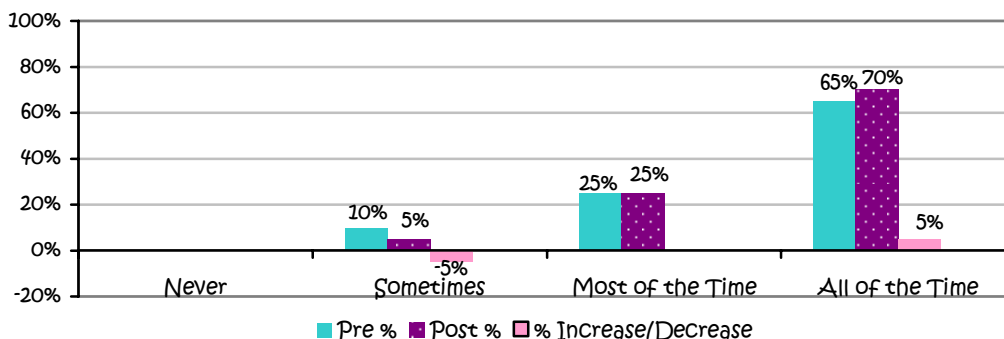


Figure 4. Pre-Post Comparison of Language Development (N=20)



# Appendix B: Summer Bridge Parent Survey Findings by Community

## A. Parent Survey Findings: San Rafael (Canal), n=82

Figure 1. Parent Satisfaction Findings

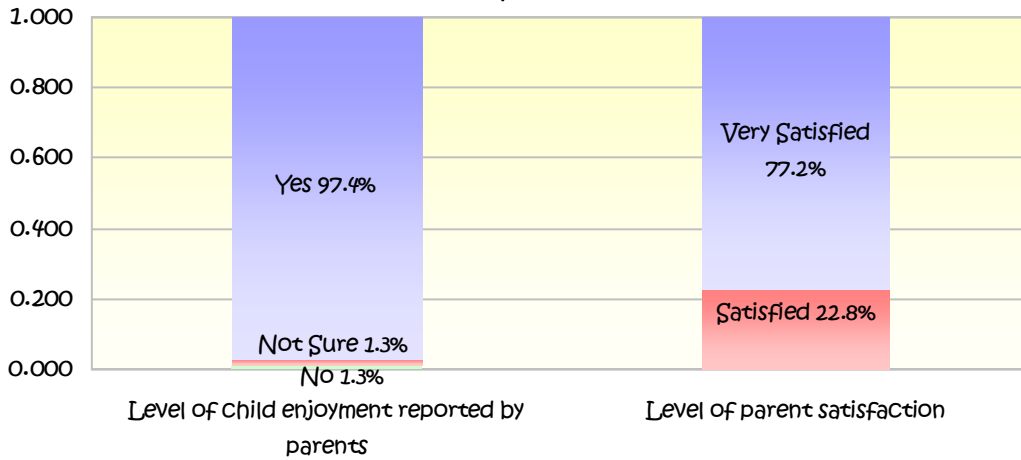


Figure 2. Benefits of the Summer Bridge Program for my Child

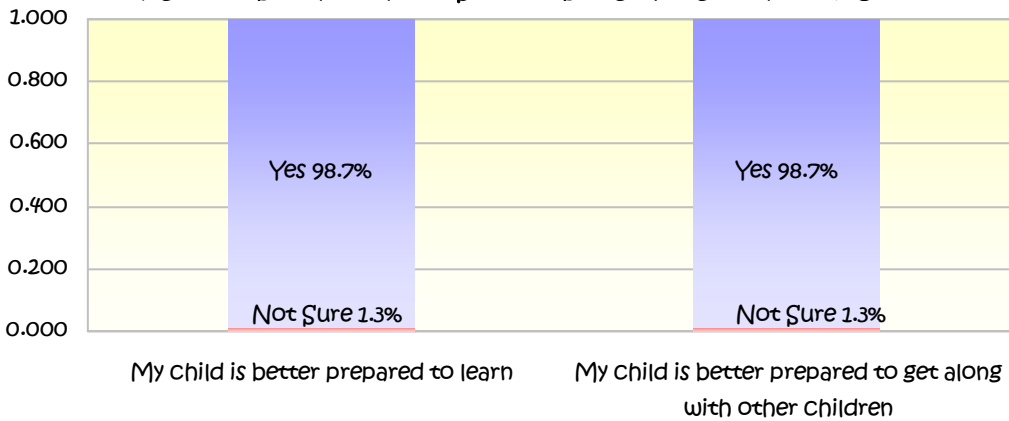
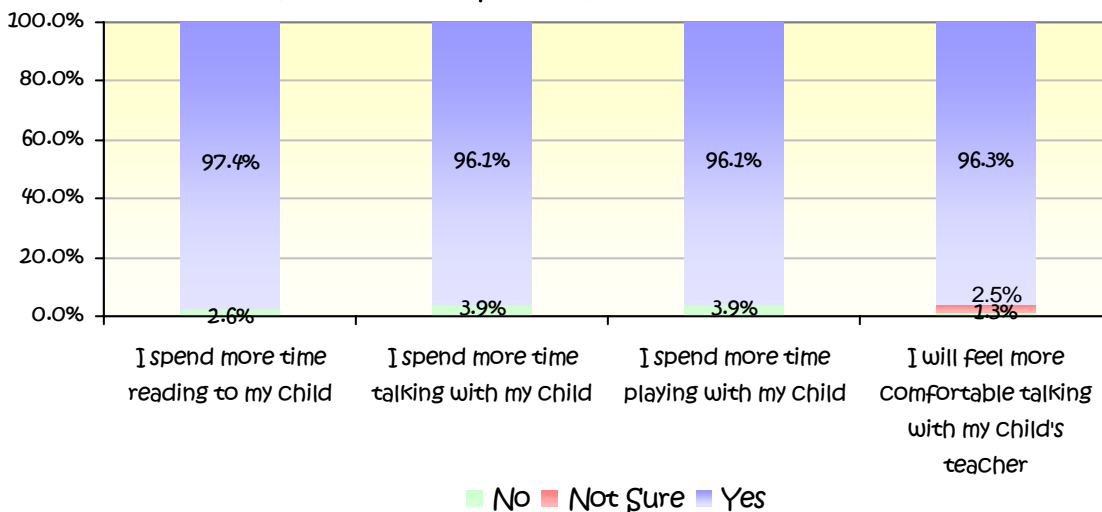
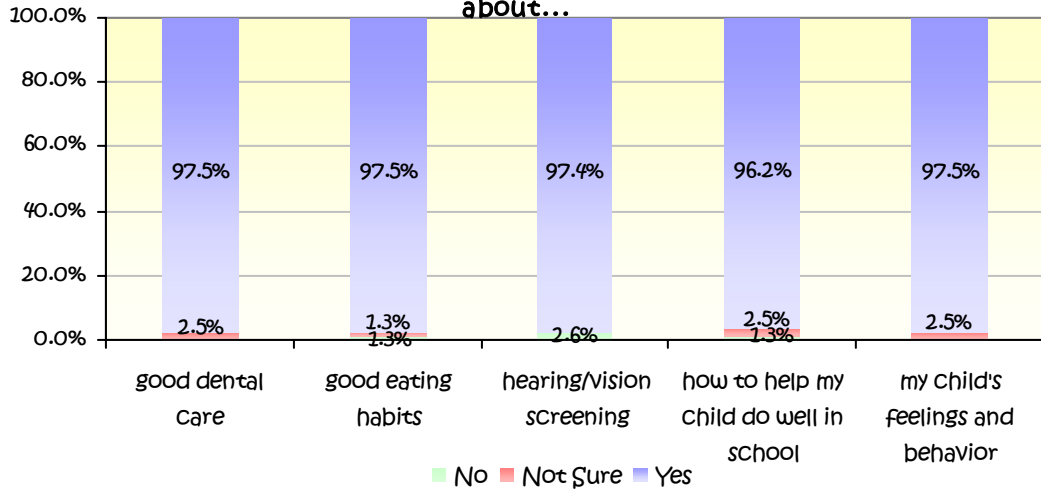


Figure 3. Benefits of the Summer Bridge Program for Parents



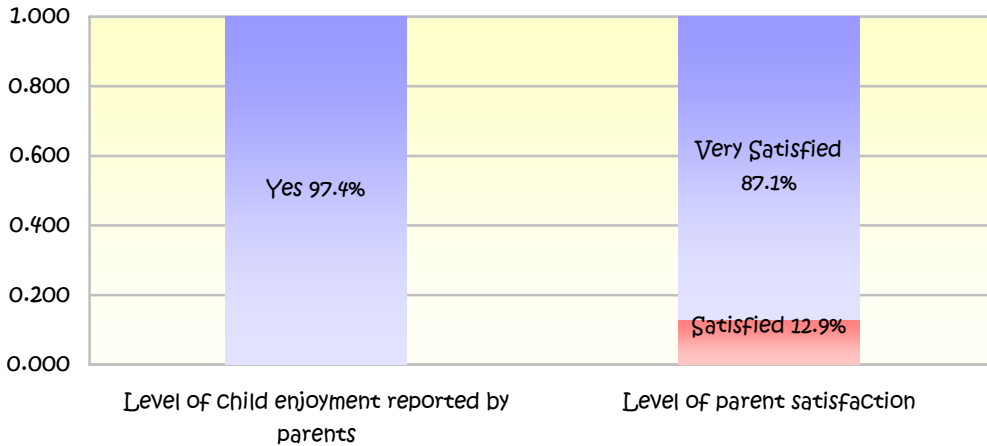
\* The first three questions presented in this figure asked for yes/no responses; the fourth question was the only question that allowed respondents to select "not sure".

**Figure 4. Family Friday Workshops helped me learn more about...**

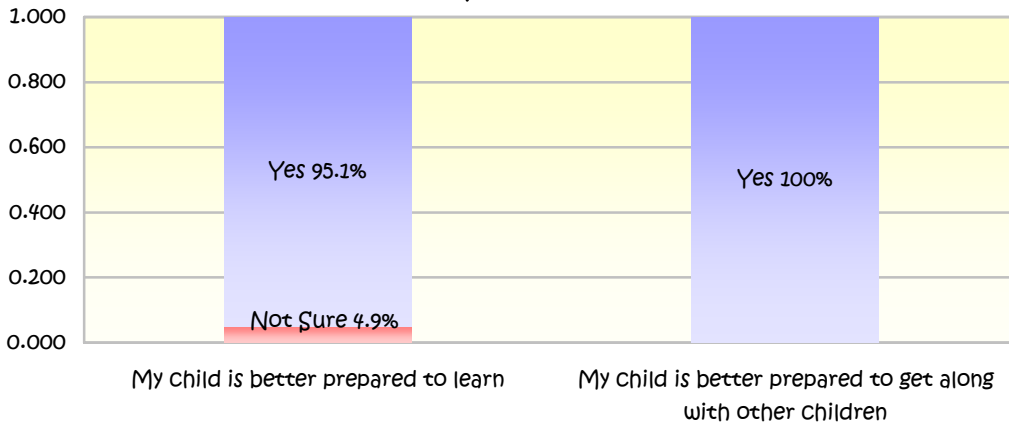


**B. Parent Survey Findings: Novato, n=62**

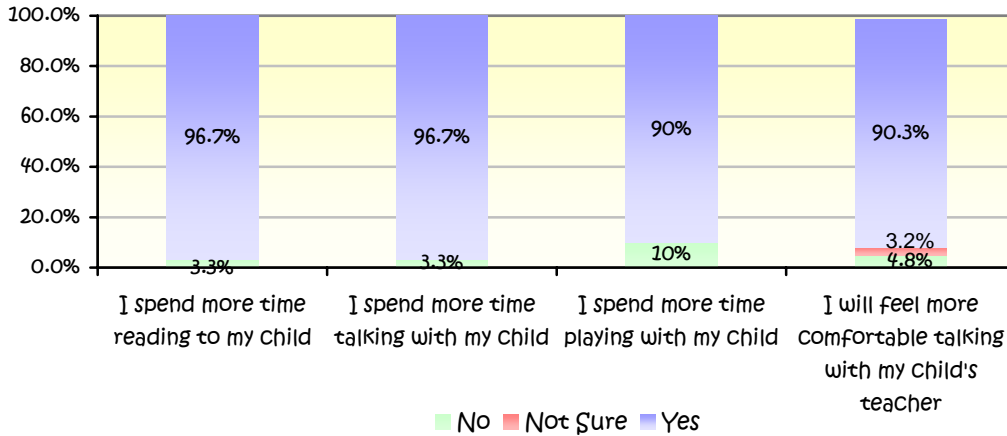
**Figure 1. Parent Satisfaction Findings**



**Figure 2. Benefits of the Summer Bridge Program for my Child**

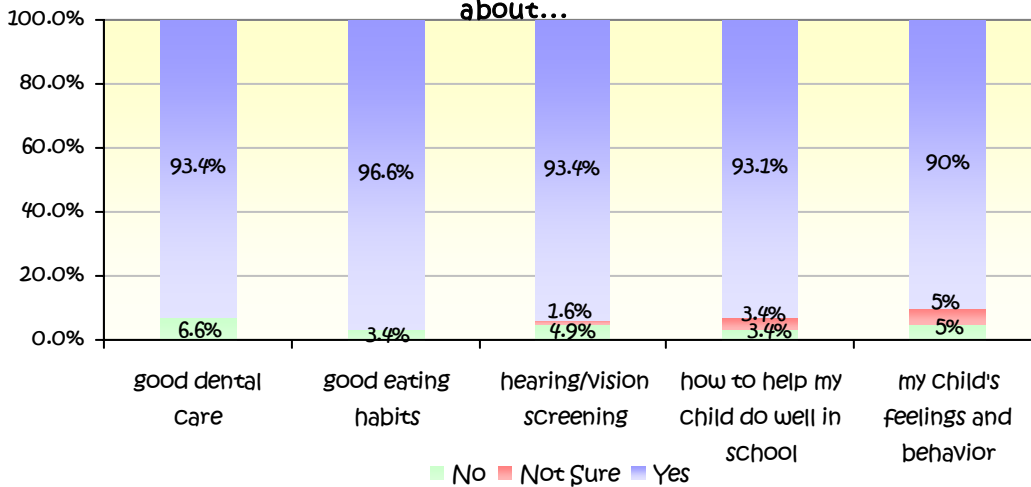


**Figure 3. Benefits of the Summer Bridge Program for Parents**



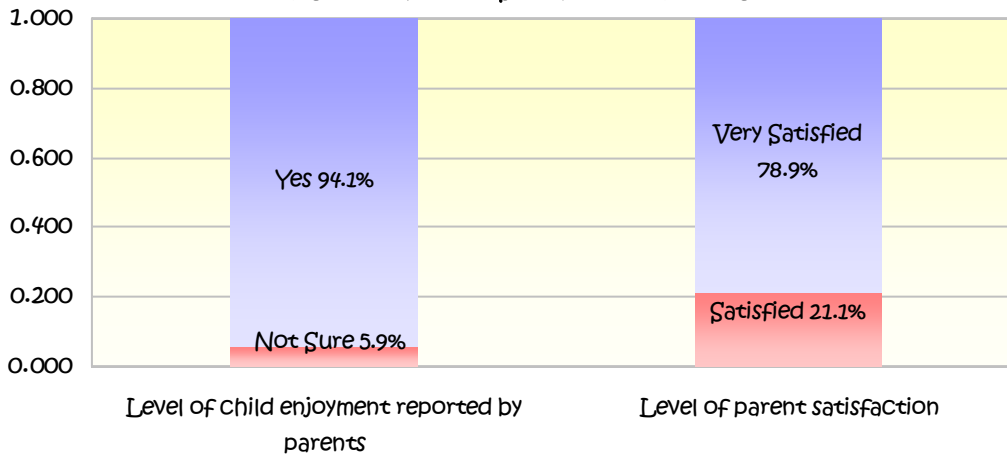
\* The first three questions presented in this figure asked for yes/no responses; the fourth question was the only question that allowed respondents to select "not sure".

**Figure 4. Family Friday Workshops helped me learn more about...**

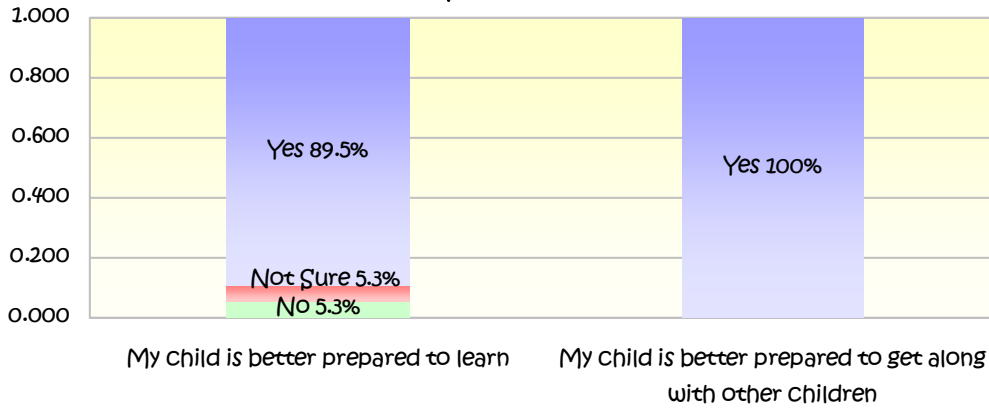


**C. Parent Survey Findings: West Marin/Shoreline, n=19**

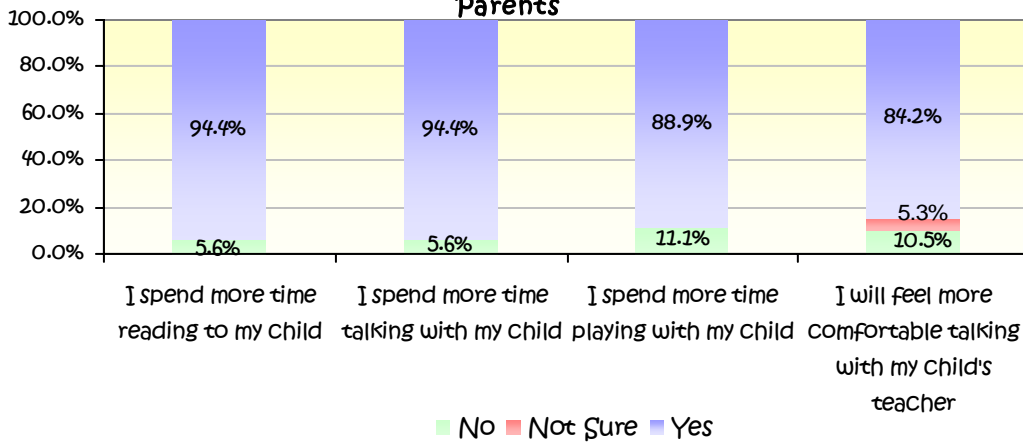
**Figure 1. Parent Satisfaction Findings**



**Figure 2. Benefits of the Summer Bridge Program for my Child**

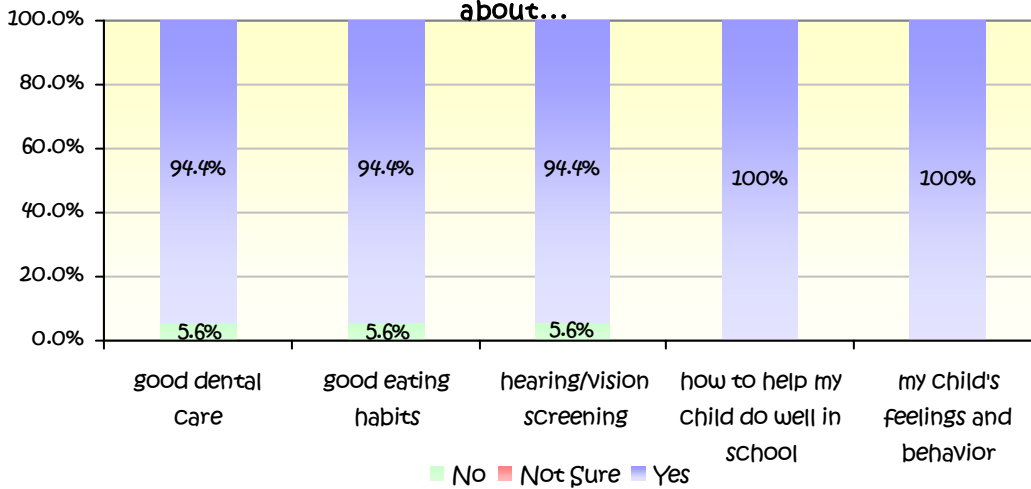


**Figure 3. Benefits of the Summer Bridge Program for Parents**



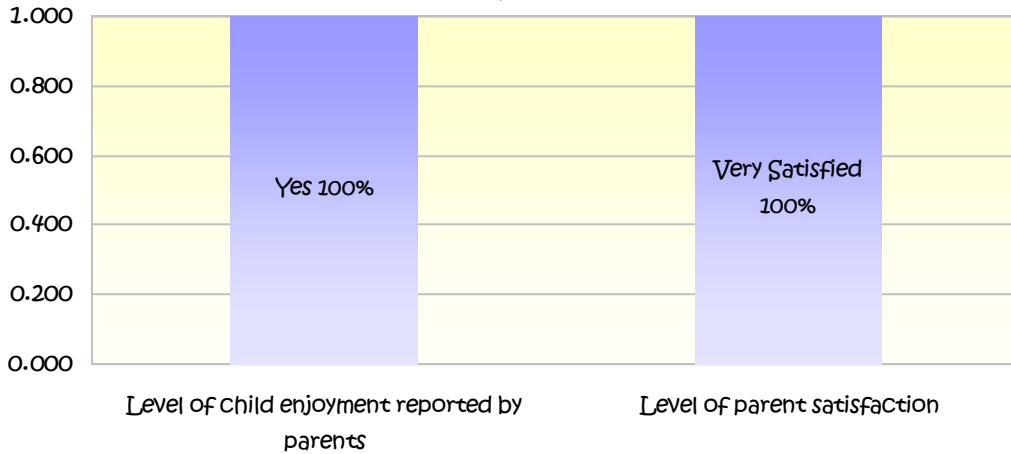
\* The first three questions presented in this figure asked for yes/no responses; the fourth question was the only question that allowed respondents to select "not sure".

**Figure 4. Family Friday Workshops helped me learn more about...**

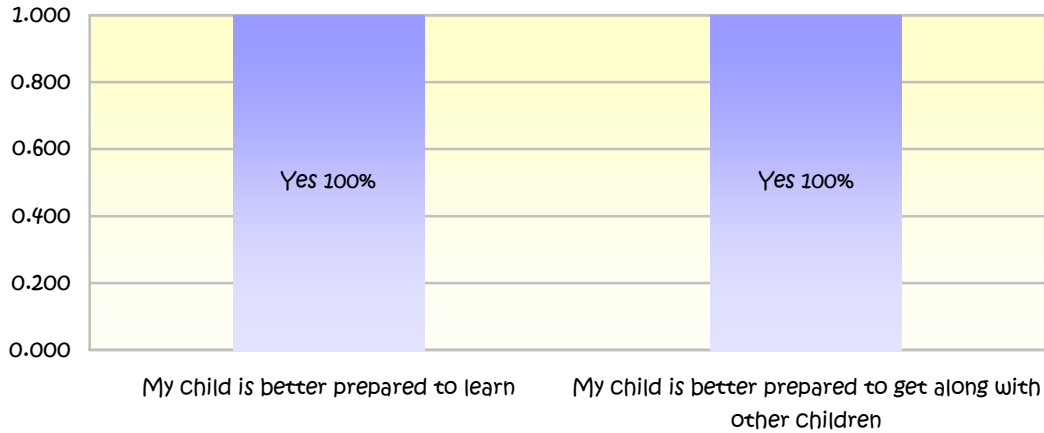


**D. Parent Survey Findings: Marin City/Sausalito, n=19**

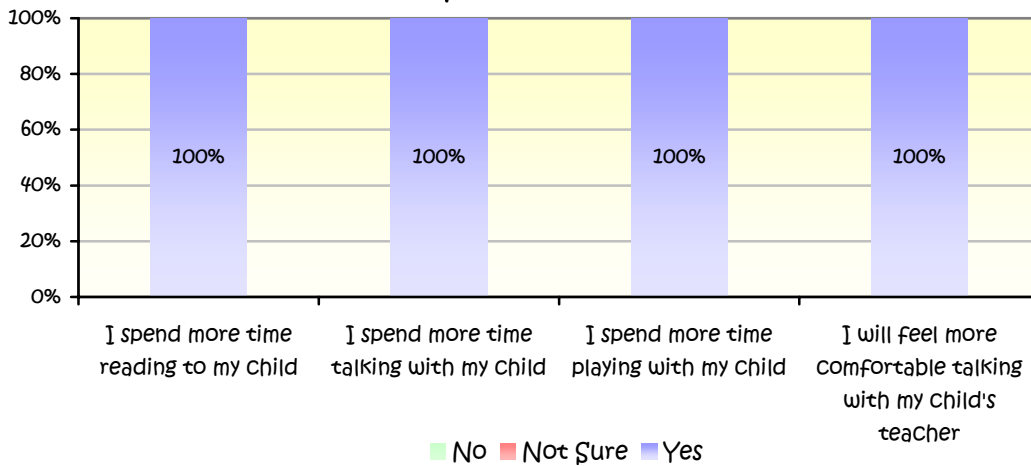
**Figure 1. Parent Satisfaction Findings**



**Figure 2. Benefits of the Summer Bridge Program for my Child**

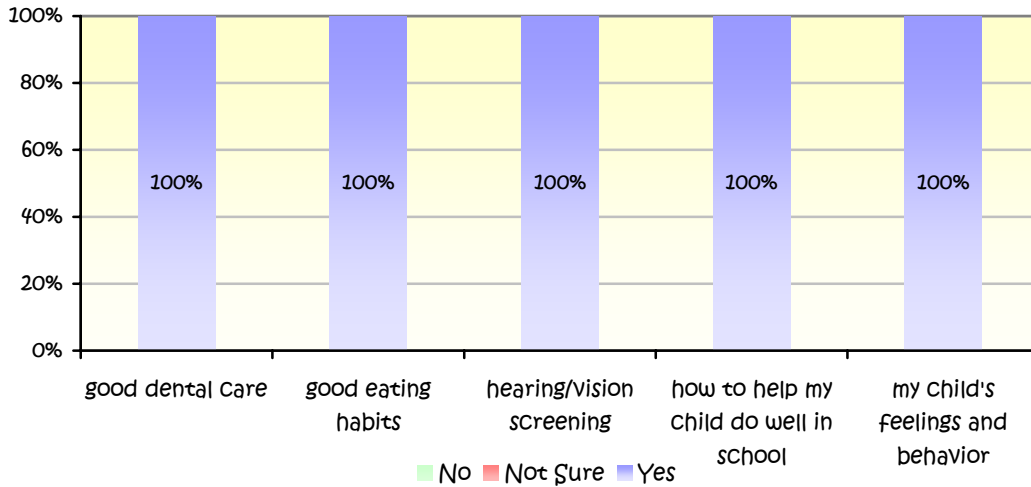


**Figure 3. Benefits of the Summer Bridge Program for Parents**



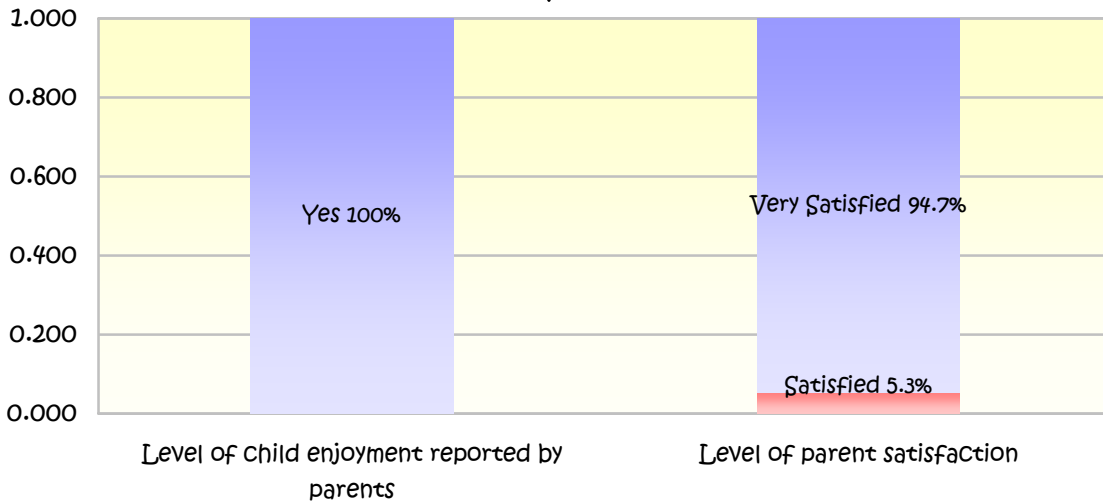
\* The first three questions presented in this figure asked for yes/no responses; the fourth question was the only question that allowed respondents to select "not sure".

**Figure 4. Family Friday Workshops helped me learn more about...**

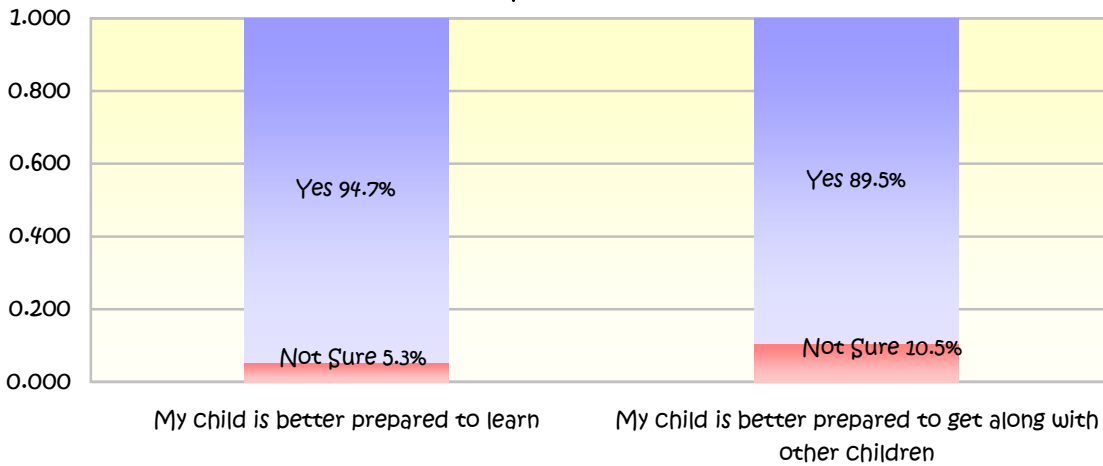


**E. Parent Survey Findings: The Valley (San Geronimo/Nicasio), n=19**

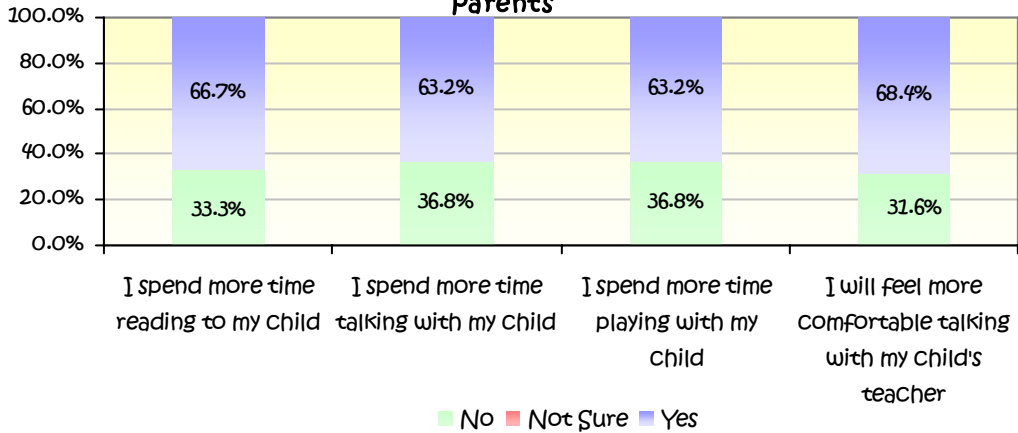
**Figure 1. Parent Satisfaction Findings**



**Figure 2. Benefits of the Summer Bridge Program for my Child**

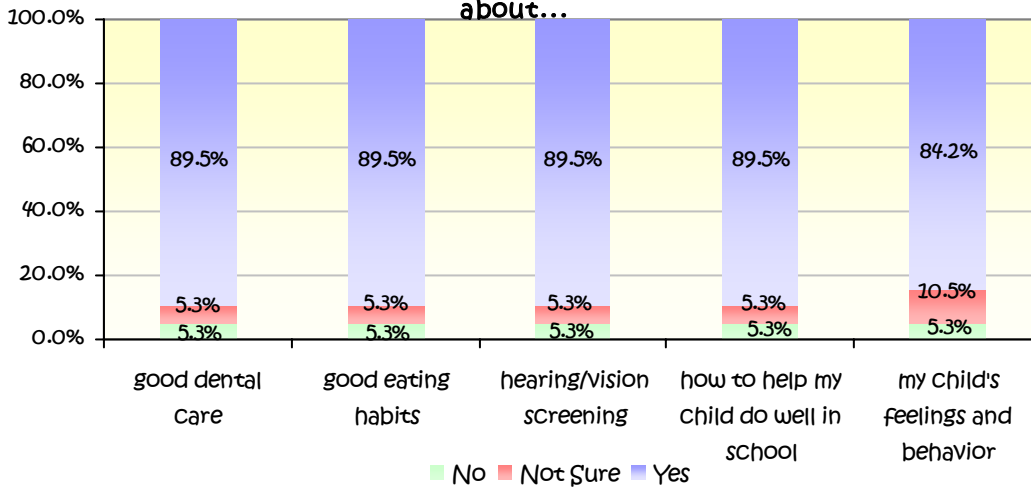


**Figure 3. Benefits of the Summer Bridge Program for Parents**



\* The first three questions presented in this figure asked for yes/no responses; the fourth question was the only question that allowed respondents to select "not sure".

**Figure 4. Family Friday Workshops helped me learn more about...**



# Appendix C: Summer Bridge Family Friday Workshops Parent Survey Comparative Findings by Community

Figure 1. Percentage of parents who said "Yes, Family Friday Workshops helped me to learn more about..."

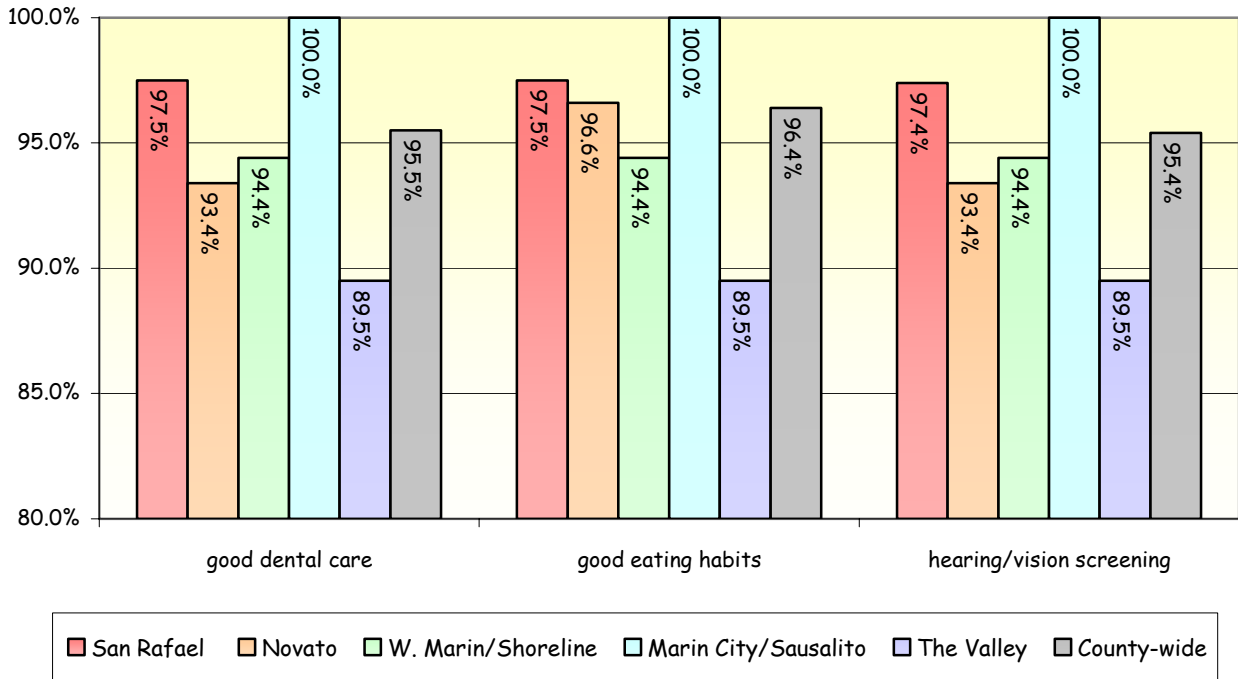


Figure 2. Percentage of parents who said "Yes, Family Friday Workshops helped me to learn more about..."

