


**First 5 Marin**  
**Summer Bridge**



**Key Findings**

**Summer 2008**

Prepared By  
*Hatchuel Tabernik & Associates*  
November, 2008

# Table of Contents

I.	Program History .....	Page 2
II.	Summer Bridge 2008 .....	Page 2
	A. Program Description .....	Page 2
	B. Participant Demographics .....	Page 4
	C. Attendance and Enrollment .....	Page 5
	D. Student Outcomes.....	Page 6
	E. Program Satisfaction: Parents .....	Page 9
	F. Program Satisfaction: Teachers.....	Page 11
	G. Recommendations .....	Page 12
III.	Appendix A: Summer Bridge Student Outcomes by Community .....	Page 14
	Appendix B: Summer Bridge Parent Survey Findings by Community .....	Page 19

# I. Program History

Marin County Summer Bridge classrooms have been operating for the past six summers and have helped over 1,200 four- and five-year old children become better prepared for kindergarten. The initiative began in the summer of 2003 with three classrooms. It continued to expand and in summer 2005, a standardized curriculum was developed through funding from a federal Early Learning Opportunities Act grant. Most recently, during the summer of 2008, 13 Summer Bridge classrooms ran county-wide and served children and families from the following five communities: San Rafael (Canal), Marin City/Sausalito, Novato, The San Geronimo Valley and Shoreline/West Marin.

Summer Bridge is a kindergarten readiness program that provides high quality early learning opportunities for children preparing to enter kindergarten and in need of additional learning support. In order to help parents overcome access and service barriers, the program also incorporates weekly parent and child workshops that offer critical information on transitioning to kindergarten, family literacy, parenting, children's academic and social development, nutrition, emotional well-being, and physical health. The workshops also encourage parents to interact with their children, their child's teacher, and one another in a warm and supportive learning environment.

## II. Summer Bridge 2008

### A. Program Description

***-- It is an excellent program. I saw marked improvement in various areas on different students.***

***-- Summer Bridge Teacher, 2008***

The Summer Bridge program is currently overseen by the First 5 Marin School Readiness Initiative. This initiative promotes community-based planning for school readiness in partnership with parents, schools, and service providers. The five communities that hosted Summer Bridge classrooms in 2008 have well-developed School Readiness projects that include the Summer Bridge program as an integral component.

The current Summer Bridge curriculum was designed in 2005, to ensure consistent and high quality instruction across all classrooms. The curriculum centers around four developmental areas: Social Emotional Development, Physical Development, Cognitive Development, and Language Development. In addition to activity suggestions within each of these domains, the curriculum also provides teachers with supporting materials and visuals such as pictures, handouts, charts, labels, and cut-outs. In all classrooms, the Summer Bridge curriculum is supplemented with the 2<sup>nd</sup> Step Curriculum, which promotes interpersonal and social-emotional skill development.

Summer Bridge teachers and staff receive a comprehensive orientation to the curriculum, as well as the various service components incorporated within the program. These components include: oral health and hygiene, nutrition, hearing and vision screenings, and the "Raising a Reader" early home literacy book bag program.

Summer Bridge consisted of 5 consecutive weeks of instruction, in one or more class in each community. San Rafael’s Canal community had five classrooms, Novato, four, Shoreline/West Marin, two, Marin City/Sausalito, one, and the Valley, one. In total, the 13 classrooms served 253 children during summer 2008.

The tables below present typical program activities.

**Table 1. Sample Summer Bridge Daily Schedule**

<b>8:30-8:50</b>	<b>Opening Circle: Greeting and Calendar Activity</b>
<b>8:50-9:20</b>	<b>Snack and Outside Play</b>
<b>9:20-9:40</b>	<b>Large Group Instruction: Number, Letter, and Shape Identification</b>
<b>9:40-10:10</b>	<b>Small Group Instruction</b>
<b>10:10-11:10</b>	<b>Learning Centers: Child and Teacher Directed Activities</b>
<b>11:10-11:15</b>	<b>Clean-up</b>
<b>11:15-11:30</b>	<b>Closing Circle Story Time</b>

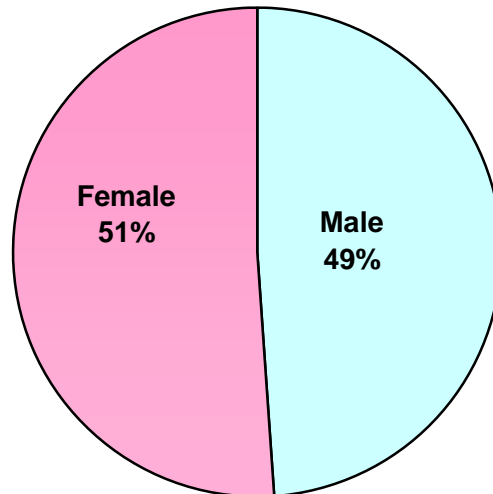
**Table 2. Sample Calendar of Family Fridays and Events**

<b>First Day</b>	<b>Parent Orientation</b>
<b>Family Friday #1</b>	<b>Raising a Reader Workshop</b>
<b>Family Friday #2</b>	<b>Child’s Development and How to Prepare for Kindergarten</b>
<b>Family Friday #3</b>	<b>Physical Health and Nutrition</b>
<b>Family Friday #4</b>	<b>Oral Health</b>
<b>Family Friday #5</b>	<b>Graduation and Family Celebration</b>

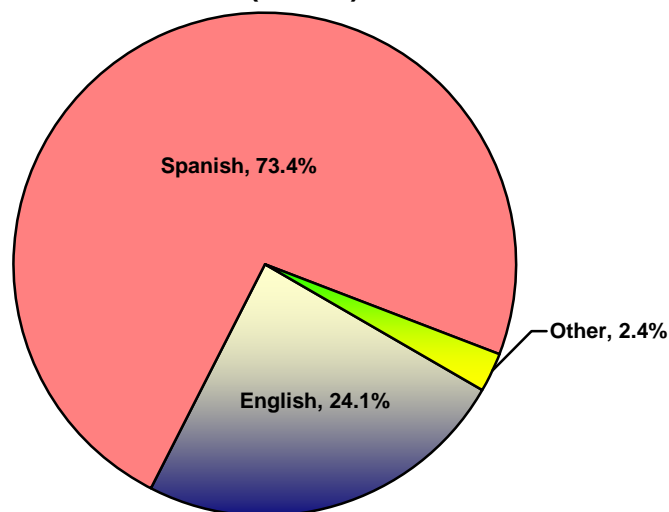
## B. Participant Demographics

Gender, ethnicity, and home language demographics were available. As indicated in the figures below, 51% of Summer Bridge participants were female and 49% were male. 73.4% students speak Spanish as a primary language. These demographics are consistent with the initiative's emphasis on serving students who have little access to preschool experience and have limited access to resources due to language barriers, identified special education needs or socioeconomic factors.

**Figure 1. Gender (n=235)**



**Figure 2. Language Spoken at Home (n=241)**



### C. Attendance and Enrollment

Attendance and enrollment summaries for individual Summer Bridge classrooms, and the program as a whole, were very positive during summer 2008 as indicated in Table 3.

- Enrollment numbers remained fairly consistent between the first and last weeks of the program. The total enrollment during the last week of programming decreased by 6 students compared to the first week's enrollment. The first week's enrollment, last weeks enrollment, and 5 week average enrollment were very consistent, indicating that there was a high level of retention among program attendees.
- The Average Daily Attendance (total attendances divided by total program days) for individual classrooms ranged from 83% to 95%. Across all classrooms, the Average Daily Attendance (ADA) was 89% of the average 5 week enrollment.
- The ADA on Family Days for individual classrooms ranged from 73% to 95%. Across all classrooms, the ADA on Family Days was 89% of the average 5 week enrollment.

**Table 3. Summer Bridge 5 Week Enrollment and Attendance Summary: Summer 2008**

Classroom	Total Students Served*	Enrollment			ADA: Regular Program	%**	ADA: Family Days	%**
		1 <sup>st</sup> Week	Last Week	5 Week Average				
Marin City/Sausalito	20	19	18	18	16	89%	16	89%
Novato: Loma Verde	22	18	18	18	17	94%	16	89%
Novato: Lu Sutton	22	22	22	22	21	95%	19	86%
Novato: Lynwood	22	21	22	22	20	91%	21	95%
Novato: Olive	20	20	19	19	18	95%	17	89%
San Rafael: 1	21	21	19	20	19	95%	18	90%
San Rafael: 2	22	22	22	22	20	91%	20	91%
San Rafael: 3	21	21	21	21	20	95%	19	90%
San Rafael: 4	22	22	20	21	20	95%	18	86%
San Rafael: 5	21	21	21	21	20	95%	20	95%
Shoreline: Inverness	14	14	11	12	9	75%	11	92%
Shoreline: Tomales	12	12	10	11	10	91%	8	73%
San Geronimo Valley	14	14	14	14	13	93%	12	86%
<b>SUMMARY</b>	<b>Total 253</b>	<b>Total 247</b>	<b>Total 237</b>	<b>Total 241</b>	<b>Total 223</b>	<b>93%</b>	<b>Total 215</b>	<b>89%</b>

\* Any student attending at least one program day (with the exception of students who dropped the program immediately).

\*\* Percents represent a comparison between Average Daily Attendance (ADA) and the 5 week average classroom enrollment listed in column four.

## D. Student Outcomes

**Measure:** Summer Bridge participants were administered a developmental skills assessment by their classroom teachers during the first and last week of programming. The 48 assessment items corresponded to the four developmental areas targeted by the Summer Bridge curriculum and were grouped into 10 skill areas, including: Following Classroom Routines, Ability to Adjust to New Situations, Respecting and Caring for Classroom Environment and Materials, and Playing Well with Other Children (*Social Emotional Domain*); Enjoying and Valuing Reading and Concentration and Focus (*Cognitive Domain*); Cutting with Scissors, Using Tools for Writing and Drawing, and Gross Motor Skills (*Physical Domain*); and Listening and Speaking (*Language Domain*). Performance in each area was ranked according to the following scale: 1) Never; 2) Sometimes; 3) Most of the Time; and 4) All of the Time.

**Key Student Finding #1:** Students made strong progress during the course of the 2008 Summer Bridge program. Analysis revealed statistically significant improvement in Physical Development (Figure 5), Cognitive Development (Figure 6), and Language Development (Figure 7). For the Social Emotional Development domain (Figure 4), there weren't any students who demonstrated all of the key skills 'all of the time,' but students did improve significantly from pre-observation to post-observation ratings. Results have been presented for students for whom both pre- and post-assessment were completed.

Figure 4. Pre-Post Comparison of Social Development (N=217)

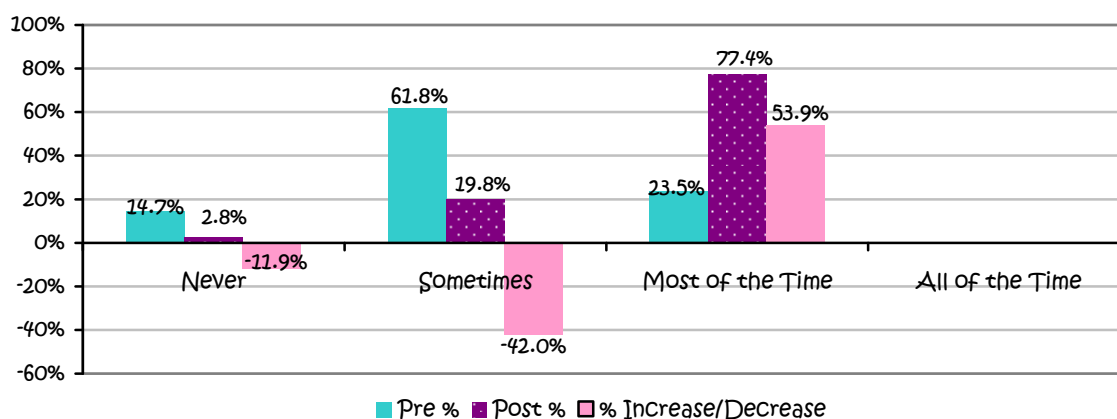


Figure 5. Pre-Post Comparison of Physical Development (N=207)

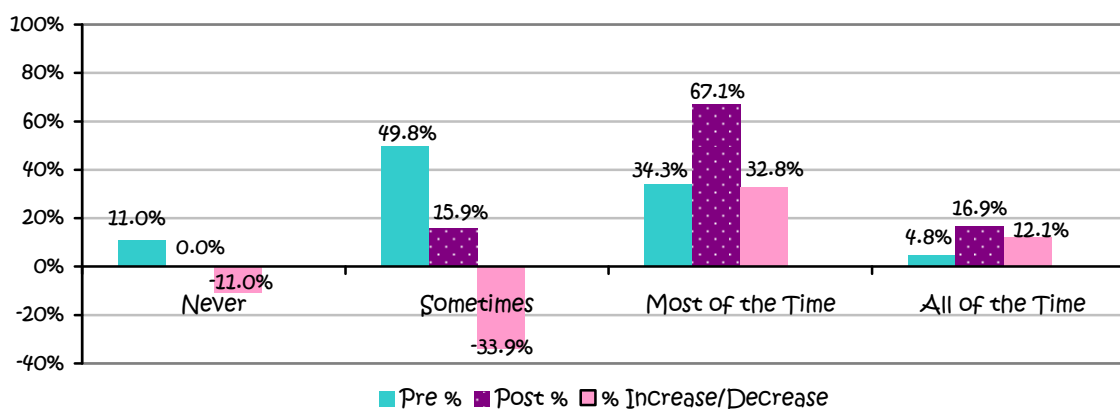




Figure 6. Pre-Post Comparison of Cognitive Development (N=217)

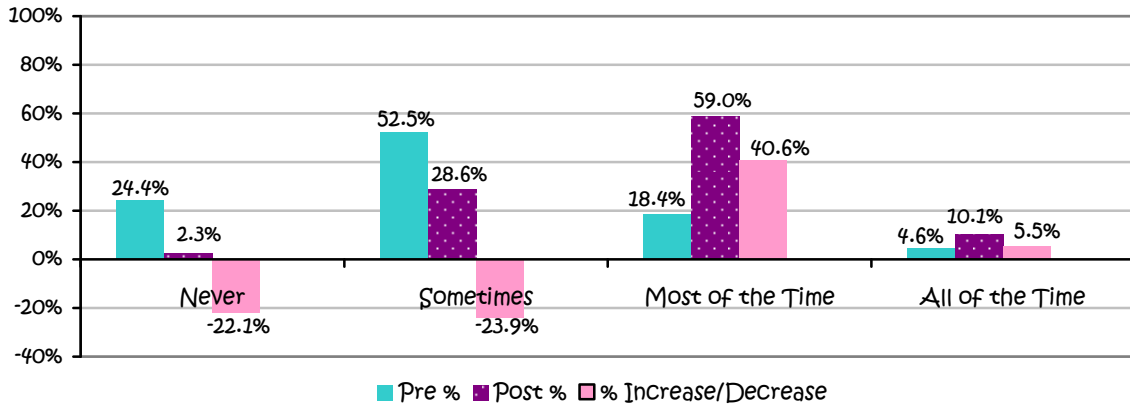
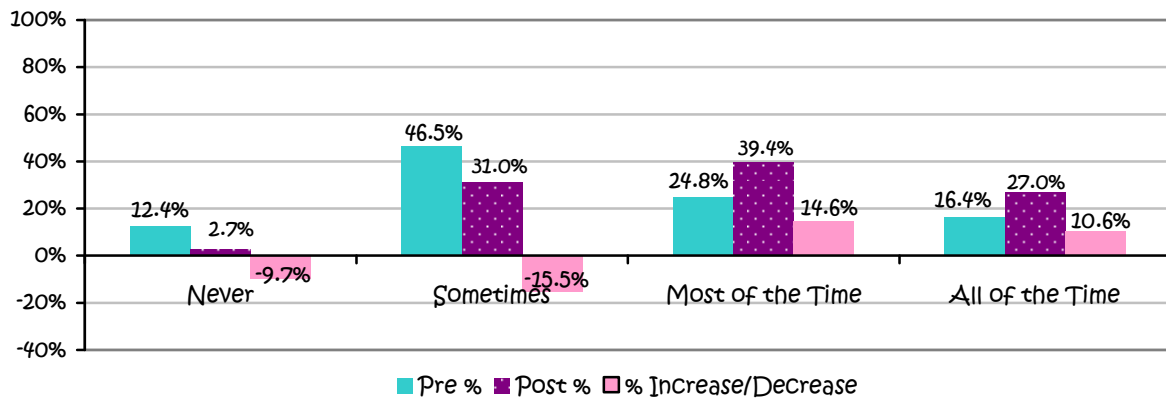


Figure 7. Pre-Post Comparison of Language Development (N=226)



**Key Student Finding #2:** The materials section of pre- and post-assessments also revealed notable gains in students' ability to copy, draw, and recognize shapes, colors, and their own names. For every area assessed, there was an increase between pre and post in the proportion of students able to successfully complete each task. In the area of copying and drawing shapes, increases between pre and post ranged from 10% (circle) to 21% (triangle). In the area of recognizing colors, increases ranged from 9% (yellow) to 21% (brown). In the area of shape and name recognition, increases ranged from 17% (circle) to 25% (square).

Figure 8. Student is able to copy and draw a . . .

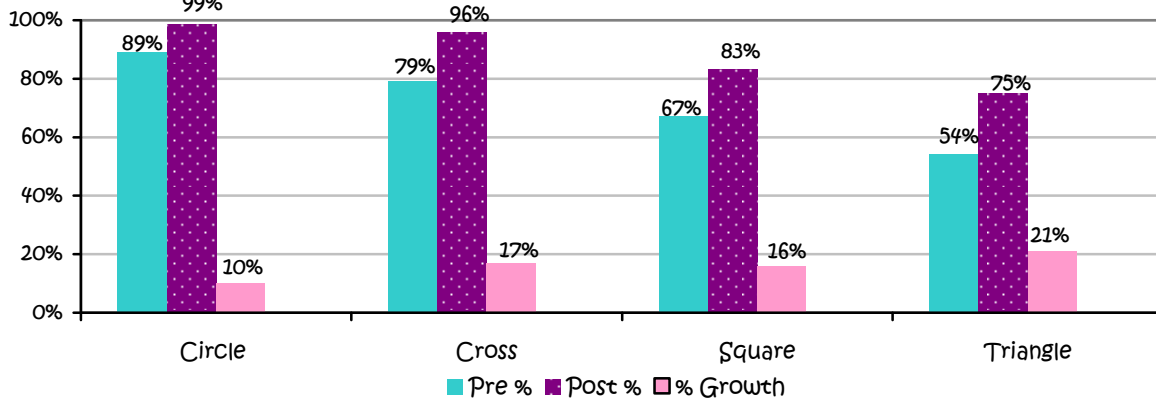




Figure 9. Student is able to recognize . . .

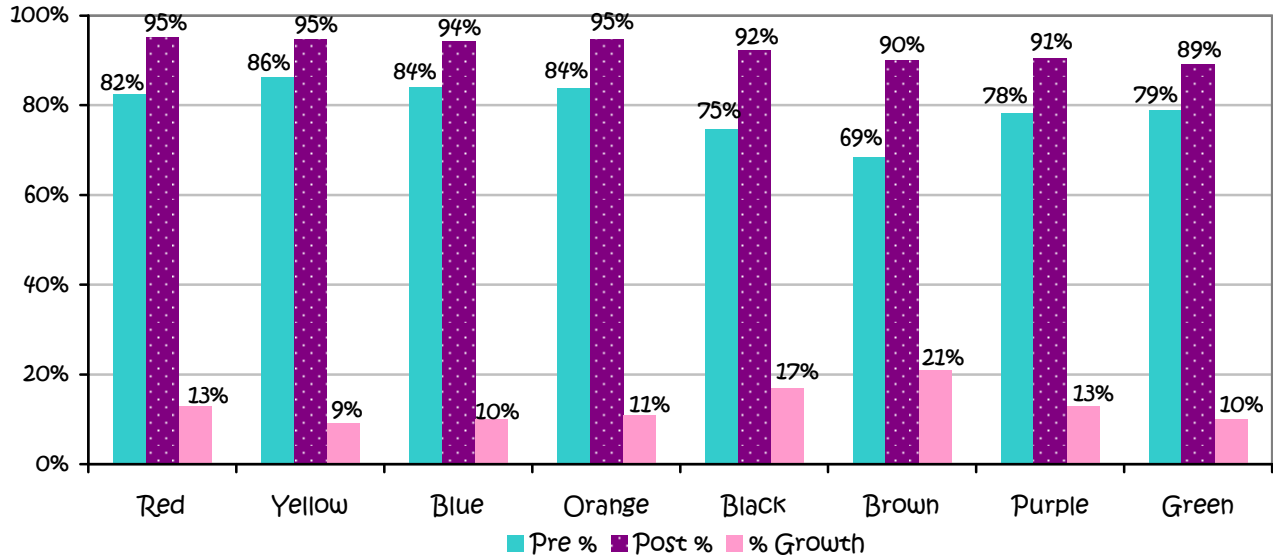
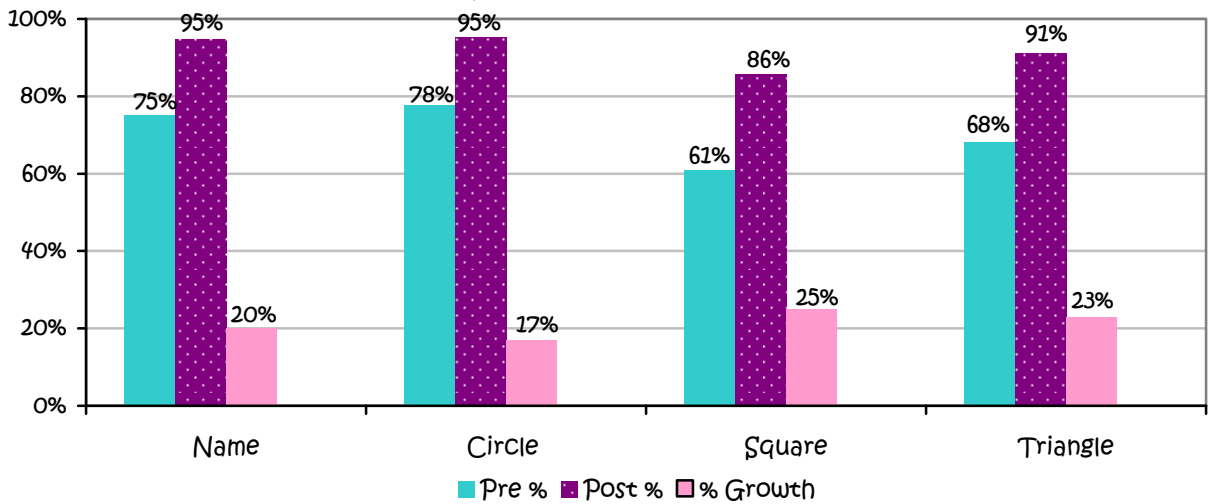


Figure 10. Student is able to recognize . . .

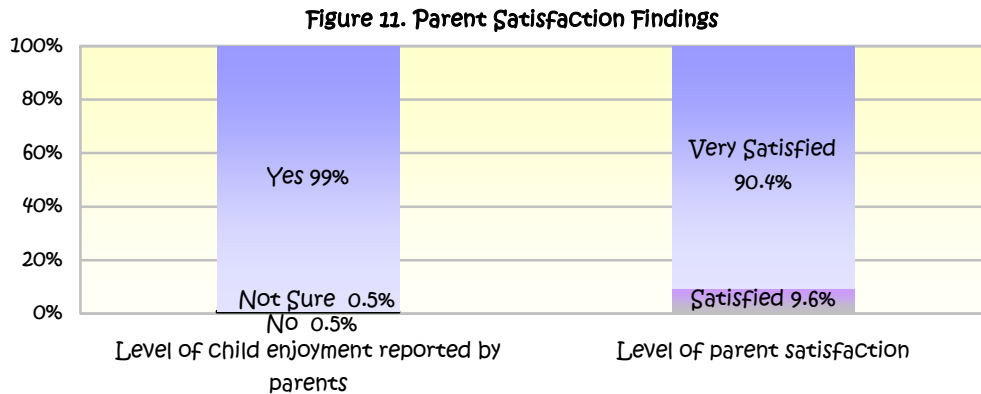


**Key Student Finding #3:** Statistically significant results on the student assessment were consistent across individual communities. However, some of the communities did demonstrate unique areas of strength with regard to student achievement. Appendix A to this report presents student assessment data by community.

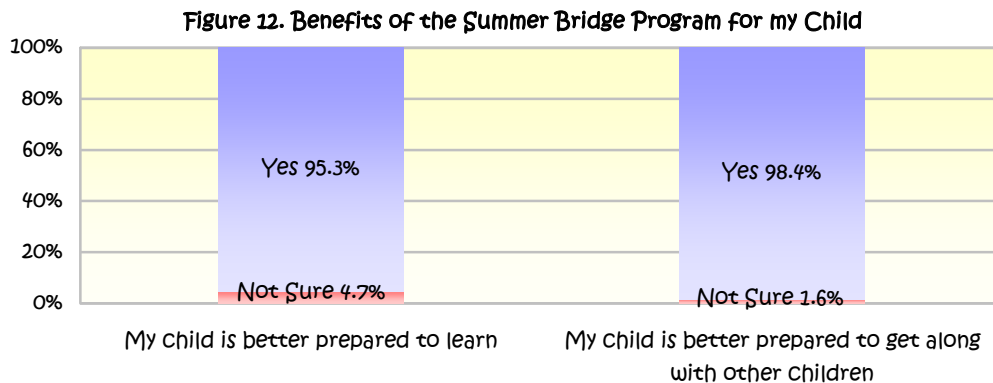
## E. Program Satisfaction: Parents

**Measure:** A survey was administered to parents at the end of the Summer Bridge program to assess their satisfaction and obtain their opinions about the benefits of the program. A total of 198 parents completed a survey.

**Key Parent Finding #1:** Parents expressed positive views of the program, with **100%** of parents responding that they were either “satisfied” or “very satisfied”. Furthermore, **99%** of parents felt that their child enjoyed the program; .5% of them were “not sure”; the remaining .5% responded “no”.



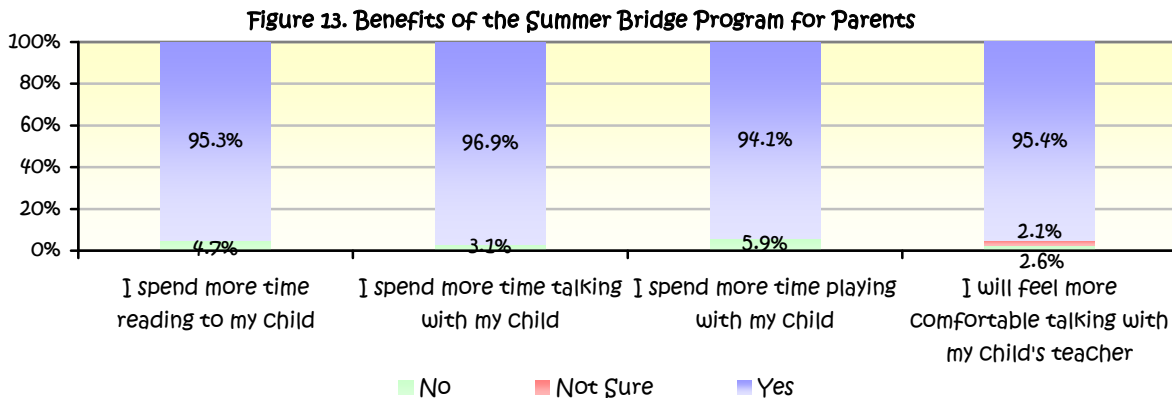
**Key Parent Finding #2:** Parents were very positive about the benefits of the program and the gains that their children had made. After their child’s participation in the program, **95.3%** of parents felt that their child was better prepared to learn in kindergarten and **98.4%** felt that their child was better prepared to interact socially with others, as a result of the Summer Bridge experience.



### Parent Quotes about their Child’s Summer Bridge Experience:

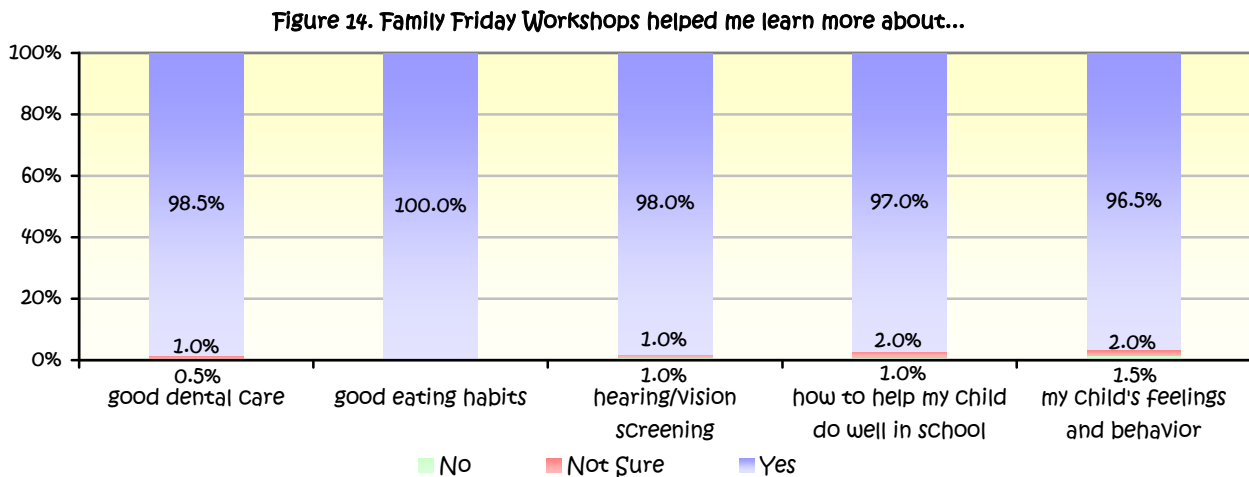
- They learned the responsibilities of being in school. It prepared them to start at a new school.
- It taught them to behave better and how to act around friends.
- My child has learned to write his name and about eating healthy.
- {Summer Bridge} helped my child socialize.
- They could practice their English more.
- {Summer Bridge} helped my child to be more independent and patient.
- He will self-start his own activities now at home. He is more focused and will sit for longer periods of time.
- It helped them learn to play and work with others.
- He can listen to directions and sit through a story now.
- Being motivated to read more books.
- He had an opportunity to meet other children who will be in school next year.

**Key Parent Finding #3:** Parents were also positive about the degree to which they benefited from the Summer Bridge program. **95.3%** of parents reported that they spend more time reading to their child since participating in Summer Bridge; **96.9%** reported that they spend more time talking with their child; **94.1%** of parents reported that they spend more time playing with their child; and **95.4%** reported that they feel more comfortable talking with their child’s teacher



\* The first three questions presented in this figure asked for yes/no responses; the fourth question was the only question that allowed respondents to select “not sure”.

**Key Parent Finding #4:** Parents felt strongly about the knowledge and understanding they gained from Family Friday workshops. A majority of parents responded that the workshops had helped them learn more about: good oral health (98.5%), good eating habits (100%), hearing and vision screening (98%), supporting their child’s success in school (97%), and understanding their child’s feelings and behavior (96.5%).



**Parent Quotes--- What they liked about Summer Bridge:**

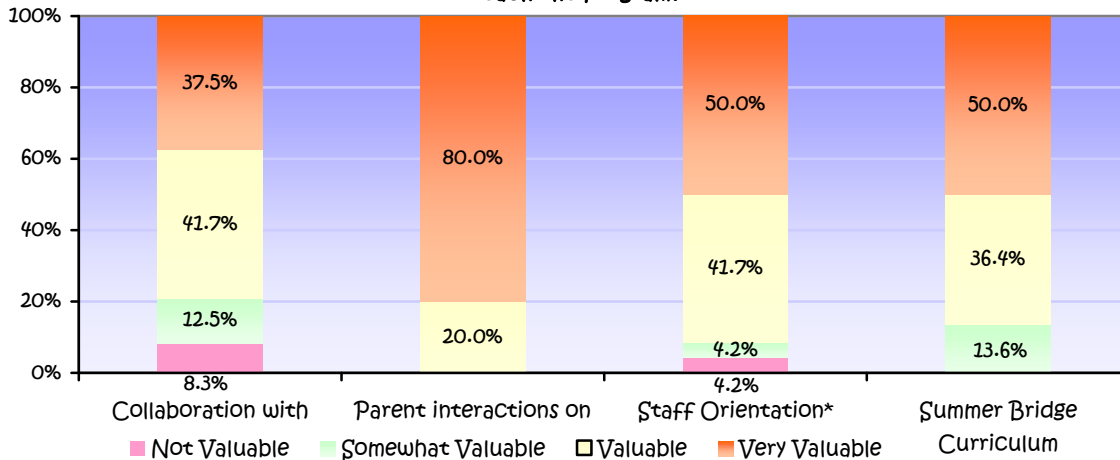
- It opened me up to my own feelings about my kids going to kindergarten.
- It was very good practice for me and my son to have a daily routine.
- I've learned how important it is for to read with my child.
- It helped me form relationships with other parents and know what will be important for my child to start kindergarten.
- I learned to have patience and to play with him.
- I enjoyed watching my child interact.
- The time dedicated to my kids is important and necessary.
- Tips on how to help transition my child to kindergarten.
- Socializing with other parents.
- Family participation has such a constructive impact.

## F. Program Satisfaction: Teachers

**Measure:** Teachers were administered a satisfaction survey upon completion of the Summer Bridge program. The survey asked them to rate the effectiveness of individual program components as well as the overall effectiveness of the program. Surveys were returned from a total of 25 teachers and classroom aides.

**Key Teacher Finding #1:** Participating teachers expressed high personal satisfaction with Summer Bridge program components. At least 78% of teachers rated each program component as either “valuable” or “very valuable” in helping them effectively conduct their Summer Bridge instruction. Teachers felt most positive about: the Interactions with Parents during Family Fridays, Staff Orientation, and the Summer Bridge Curriculum.

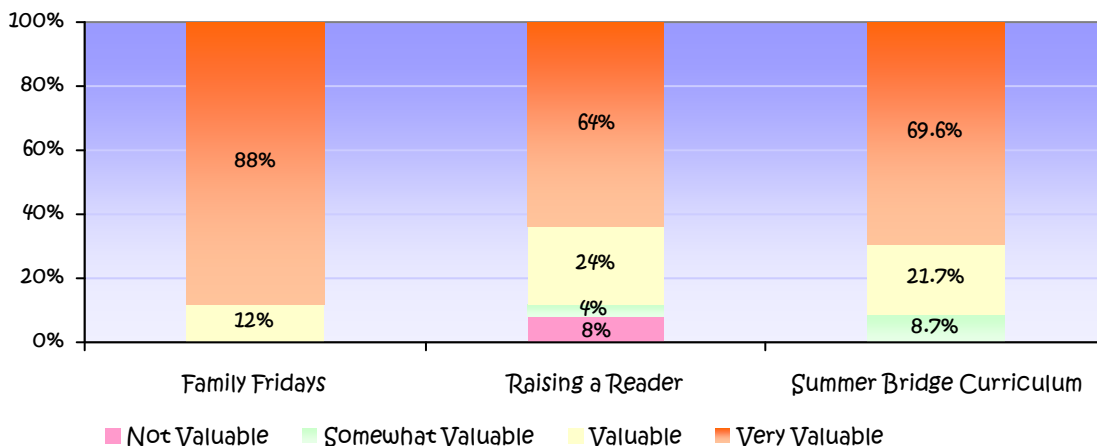
**Figure 15. How valuable were the following components in helping you effectively teach the program?**



\* Staff was oriented through a large county-wide orientation and also through local orientations held by individual communities. Respondents could have interpreted this question as referring to either the local or county orientation.

**Key Teacher Finding #2:** Overall, 88% of participating teachers felt that the Summer Bridge program was “very valuable” or “valuable” in improving participants’ school readiness. While teachers saw all primary program components as valuable in promoting school readiness and supporting families, teachers felt that Family Fridays and Summer Bridge Curriculum provided the highest value to children and families.

**Figure 16. How valuable were the following components in supporting families and promoting school readiness?**



### Teacher Quotes about the Benefits of Summer Bridge:

- This is a wonderful program that provides training and education to the children and their families.
- I saw marked improvement in various areas on different students.
- Children here are experiencing school as a fun place to be. They lose their fear and anxiety about starting kindergarten. They are better prepared academically and socially.
- I like to see myself more hands-on as a teacher.
- Everything is so organized. It is a wonderful support for the children and the parents.
- Students' exposure to the school setting/expectations is very helpful. Social and physical skills improved.
- This year we had students who were unfamiliar with the routine of kindergarten. I feel this program provided them with the skills and tools they need.

## G. Recommendations for Next Year

While pleased with the success of Summer Bridge, First 5 Marin is also committed to making the program as strong as it can be for future young children and their families. To accomplish this, parents, teachers, and community partners were asked for recommendations about “improvable” for upcoming years.

### Teacher Input:

- "It runs so smoothly, I feel supported, I cannot think of any changes."
- (Family Days) should be more interactive with the parents.
- Perhaps more group activities would be helpful for listening skills
- Develop new teacher training and update curriculum.
- On each Family Friday it would be helpful if all presenters arrived at 8:00, so we would have plenty of time to check-in.
- Hope for a better literacy day.
- "I really miss meeting the parents as a group on the first day in terms of reviewing school policies, rules, and introductions".

### Parent Input:

- "It is all very good!"
- Parents recommend having more space for the kids and playing games that take skill. Parents also recommended doing more with the (Family Friday) presentations.
- Parents hope they can get time to get to know other parents.
- Post the Family Friday activity well in advance.
- Have a meeting with teachers so that parents can get comments about their children.
- Some parents wanted to extend the program for a longer period time.

**-- Program is very effective for those it serves.**

*-- Summer Bridge Teacher, 2008*

## Evaluator Conclusions and Recommendations:

- The key parent findings indicated that county-wide, parents reported high satisfaction and identified many benefits of Summer Bridge programming for themselves and their children. However, as was showed in Appendix B, there was variation in parent survey results among individual communities, particularly in the area of knowledge and skills gained from participation in Family Friday workshops (See Appendix C). It is recommended that program staff and stakeholders from individual communities come together to share promising practices for structuring Family Days. Communities can also invite a group of parent panelists to share their personal experiences of working with their children and their own parenting styles. By doing so, communities can then identify strategies that may apply to the unique needs and challenges they encounter in their work with families.
- 75.7% of the Summer Bridge parents who completed a survey were willing to be contacted for follow-up discussions on their child's transition to kindergarten. This type of follow-up activity, conducted through phone surveys, would be valuable in gaining additional information about long-term impacts that may be attributed to Summer Bridge, such as parents' level of involvement in their child(ren)'s education, both at home and at school.
- In this year, there weren't any students who demonstrated all of the skill areas 'all of the time.' It is recommended that program staff continue to update the curriculum to emphasize the necessary social /emotional skill set. In addition, different types of collaboration between parents and teachers would also be helpful to facilitate more awareness of individual student needs.
- Overall, Summer Bridge findings in the areas of student attendance and enrollment, and parent and teacher satisfaction were very positive. In less than five weeks, students made great improvement in Physical Development, Cognitive Development, Language Development, and Social Emotional Development. Additionally, Summer Bridge program continues to show similar positive results regarding student attendance and enrollment, parent and teacher satisfaction, and student outcomes across 6 years (from 2003 to 2008) . These findings indicate that the program has an effective organizational structure and is providing a valuable service to children, families, schools, and communities within Marin County. It is recommended that findings be widely shared and disseminated to help ensure continued community engagement and to support the future expansion of the program.

### III. Appendix A: Summer Bridge Student Outcomes by Community

#### A. Pre-Post Comparison of Summer Bridge Participant Skill Change: Valley

Figure 1. Pre-Post Comparison of Social Development (N=13)

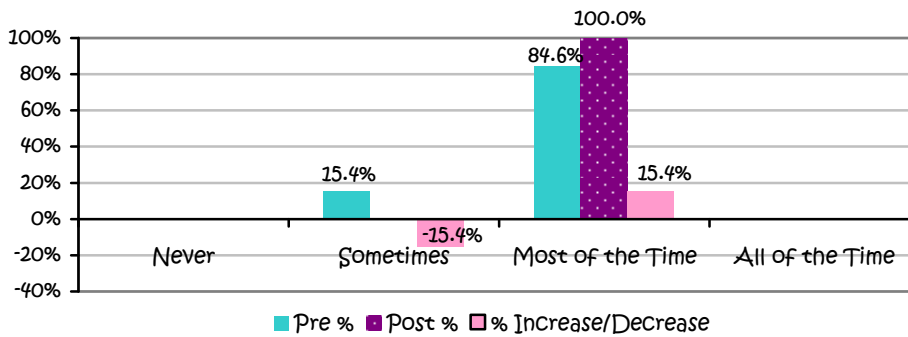


Figure 2. Pre-Post Comparison of Cognitive Development (N=14)

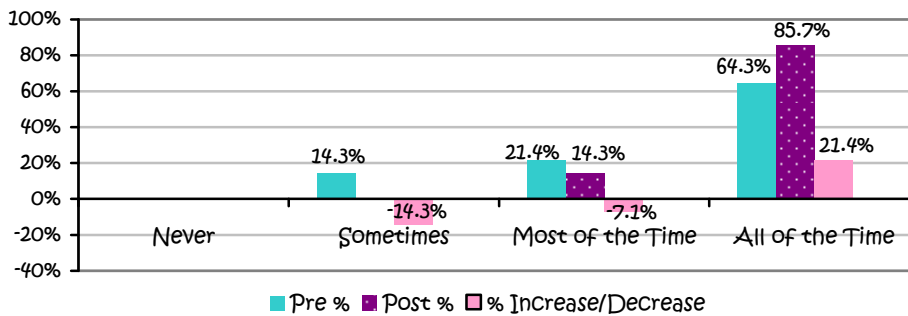


Figure 3. Pre-Post Comparison of Physical Development (N=14)

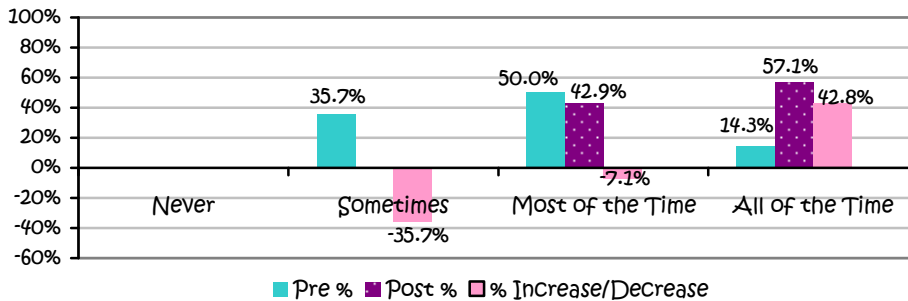
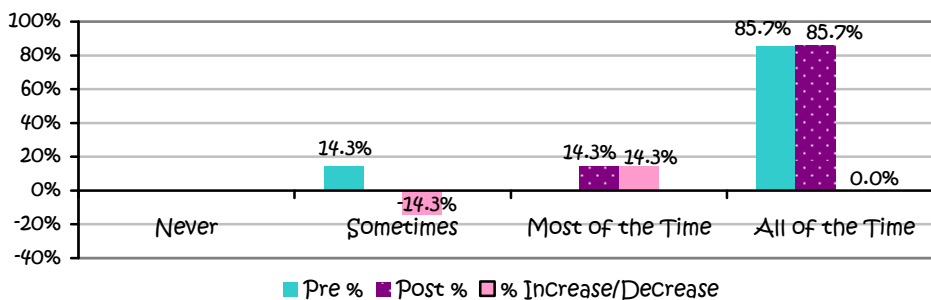


Figure 4. Pre-Post Comparison of Language Development (N=14)





## B. Pre-Post Comparison of Summer Bridge Participant Skill Change: Marin City/Sausalito

Figure 1. Pre-Post Comparison of Social Development (N=10)

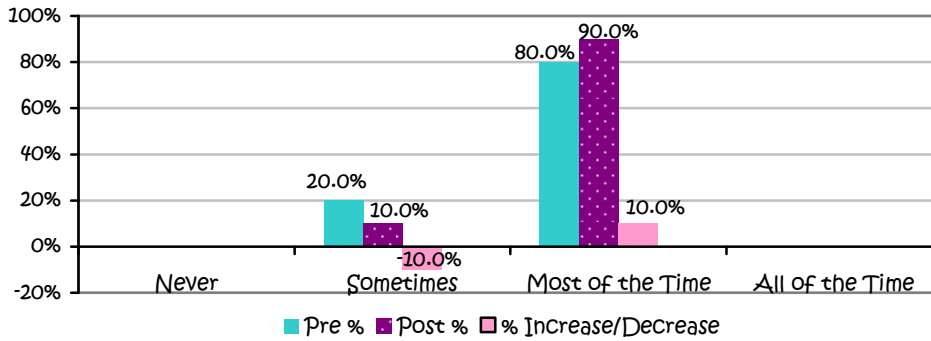


Figure 2. Pre-Post Comparison of Cognitive Development (N=13)

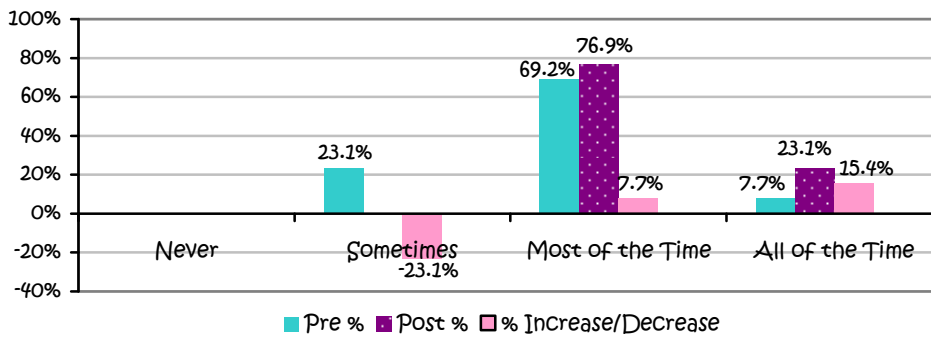


Figure 3. Pre-Post Comparison of Physical Development (N=13)

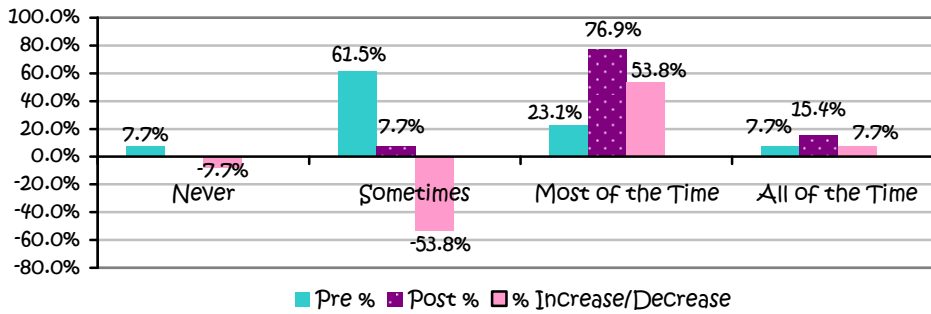
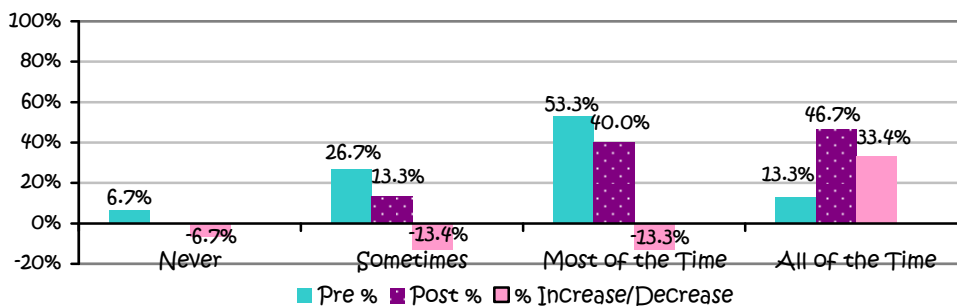


Figure 4. Pre-Post Comparison of Language Development (N=15)



### C. Pre-Post Comparison of Summer Bridge Participant Skill Change: West Marin/Shoreline

Figure 1. Pre-Post Comparison of Social Development (N=22)

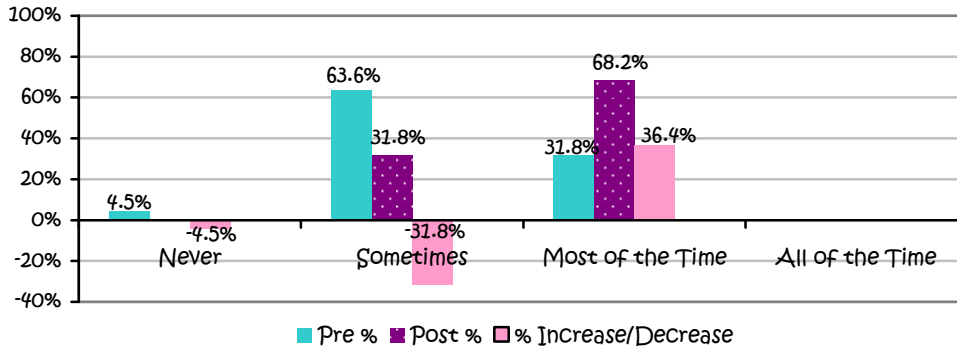


Figure 2. Pre-Post Comparison of Cognitive Development (N=22)

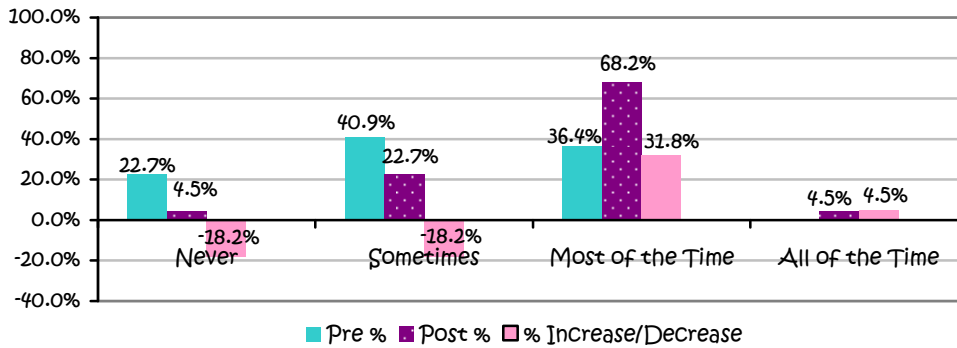


Figure 3. Pre-Post Comparison of Physical Development (N=21)

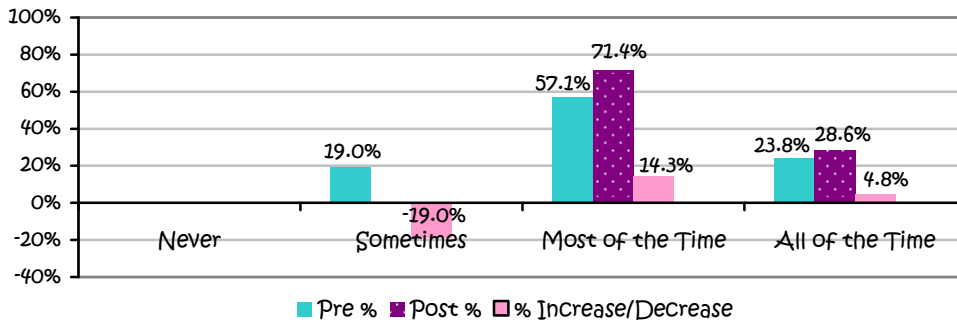
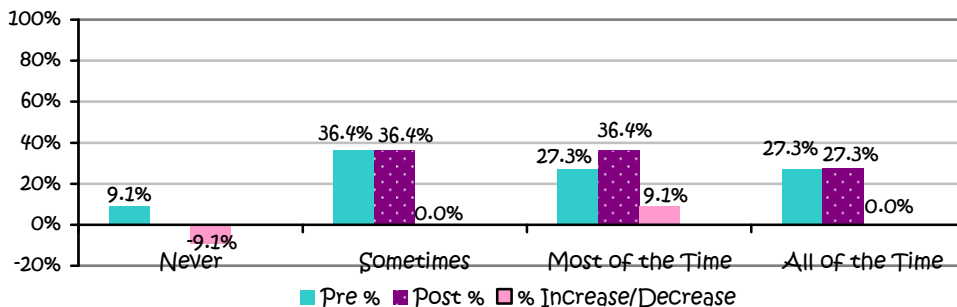


Figure 4. Pre-Post Comparison of Language Development (N=22)



## D. Pre-Post Comparison of Summer Bridge Participant Skill Change: San Rafael

Figure 1. Pre-Post Comparison of Social Development (N=93)

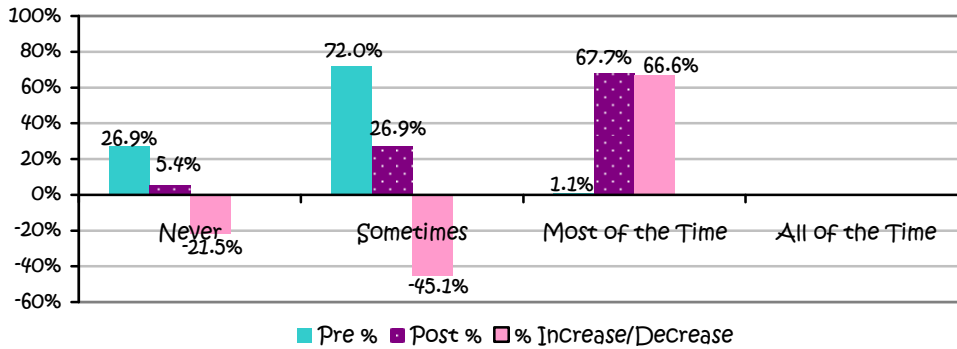


Figure 2. Pre-Post Comparison of Cognitive Development (N=91)

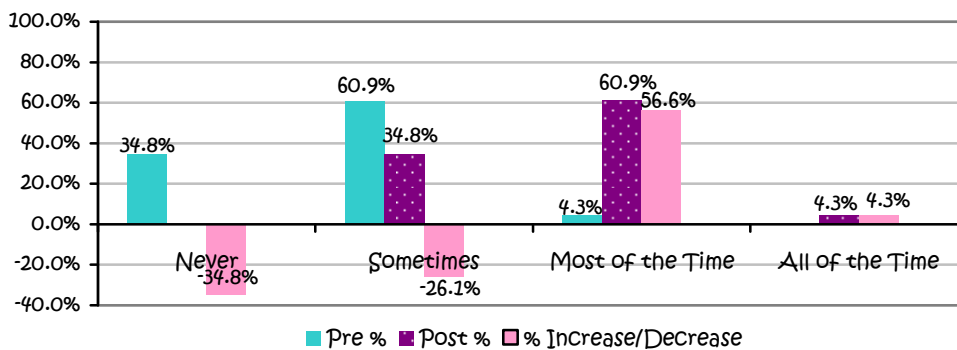


Figure 3. Pre-Post Comparison of Physical Development (N=86)

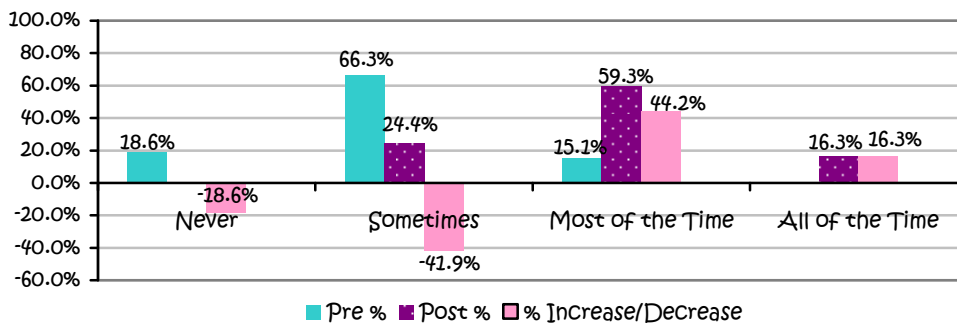
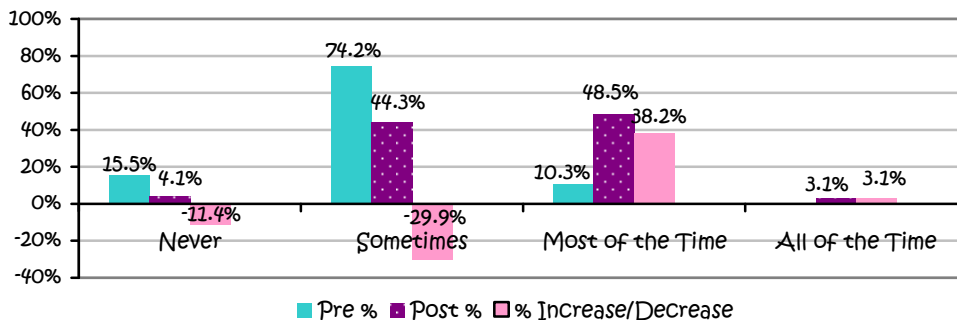


Figure 4. Pre-Post Comparison of Development (N=97)



## E. Pre-Post Comparison of Summer Bridge Participant Skill Change: Novato

Figure 1. Pre-Post Comparison of Social Development (N=79)

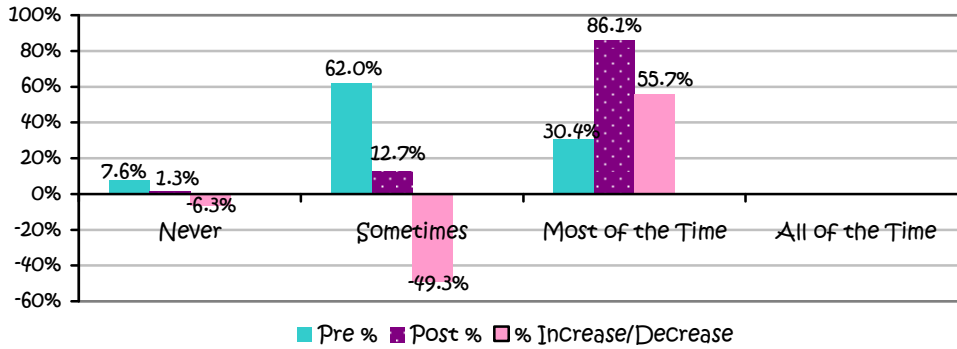


Figure 2. Pre-Post Comparison of Cognitive Development (N=76)

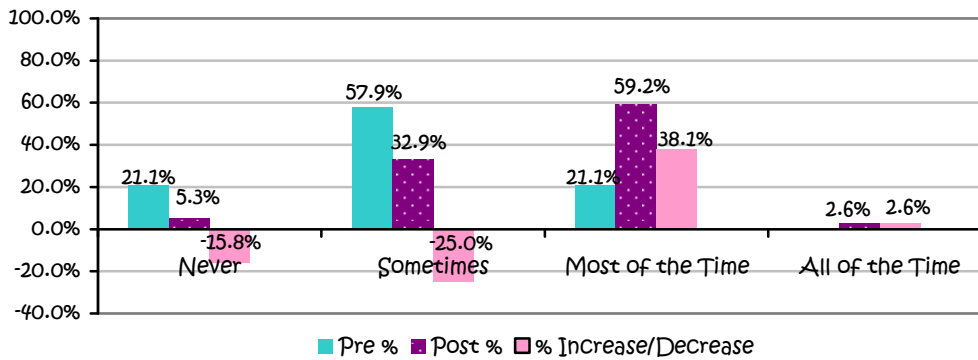


Figure 3. Pre-Post Comparison of Physical Development (N=73)

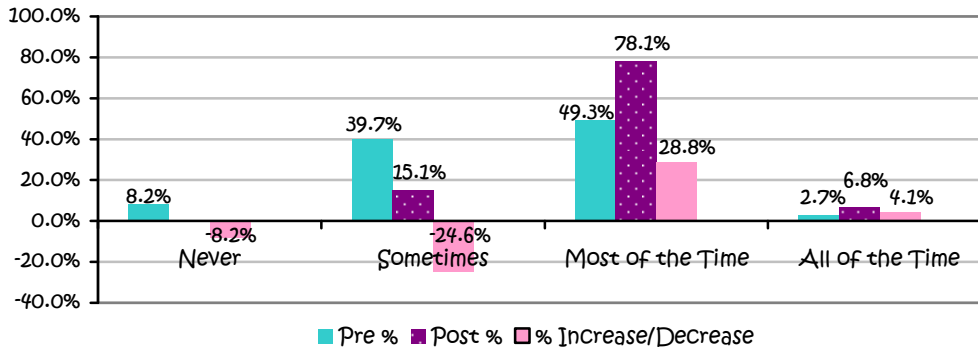
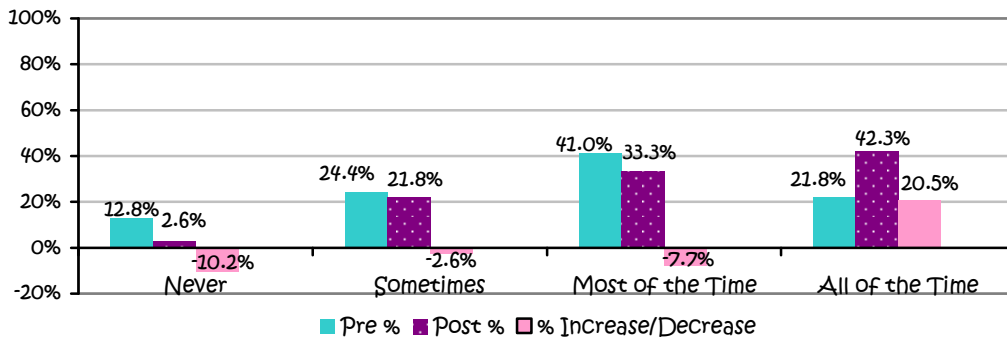


Figure 4. Pre-Post Comparison of Language Development (N=78)



# Appendix B: Summer Bridge Parent Survey Findings by Community

## A. Parent Survey Findings: San Rafael (Canal), n=89

Figure 1. Parent Satisfaction Findings

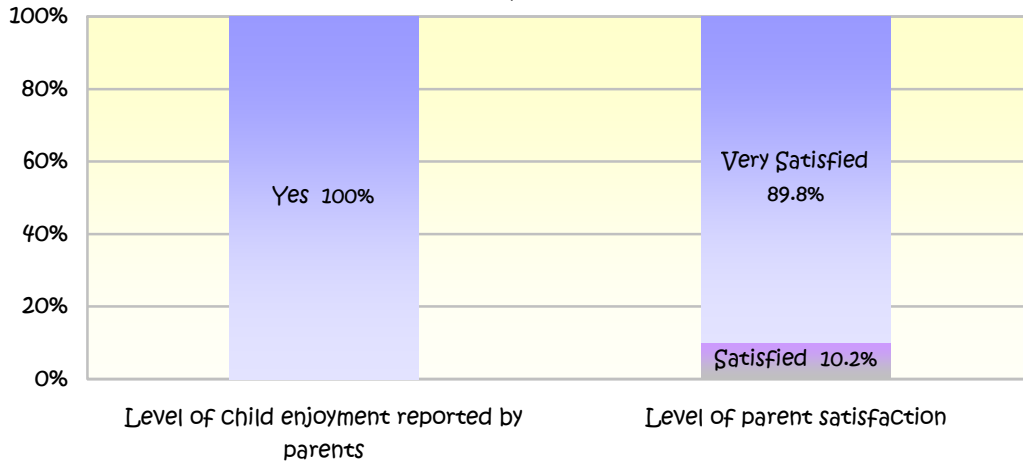


Figure 2. Benefits of the Summer Bridge Program for my Child

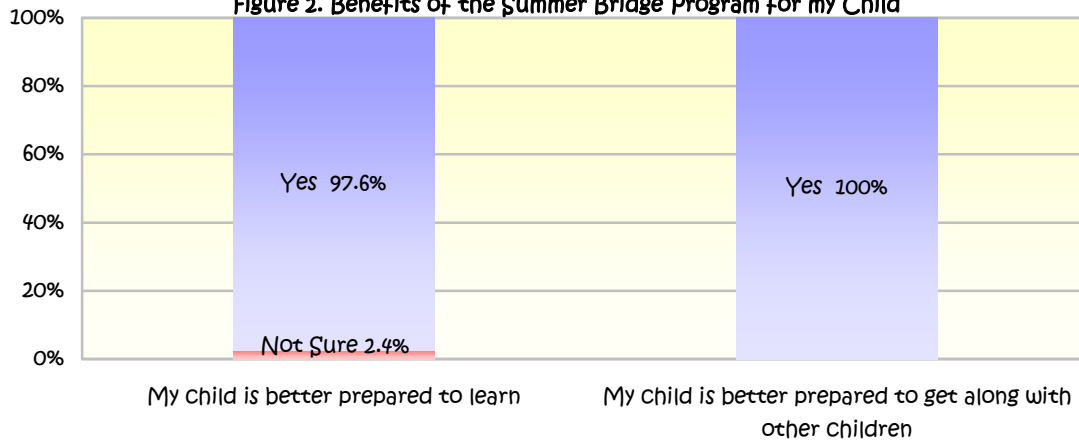
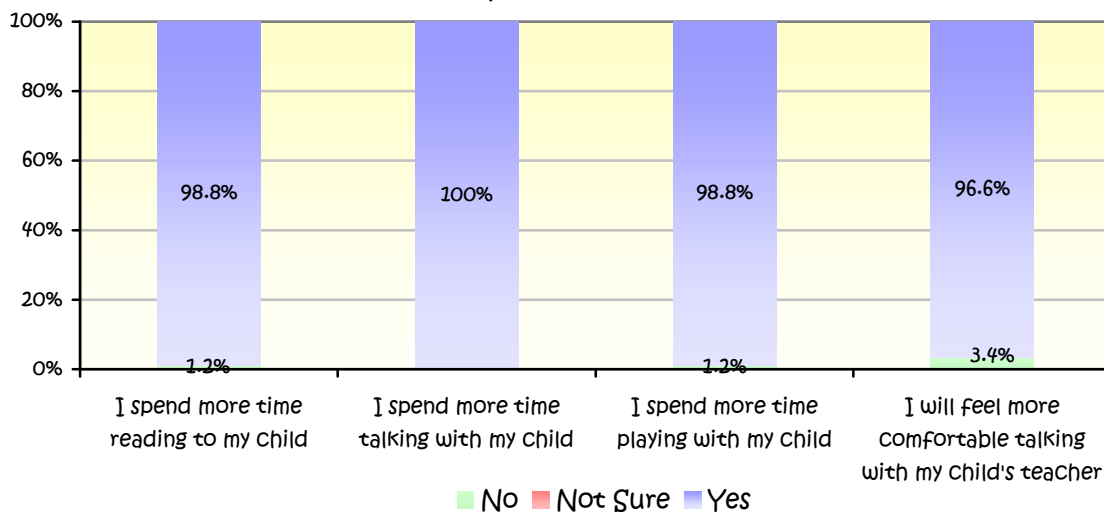
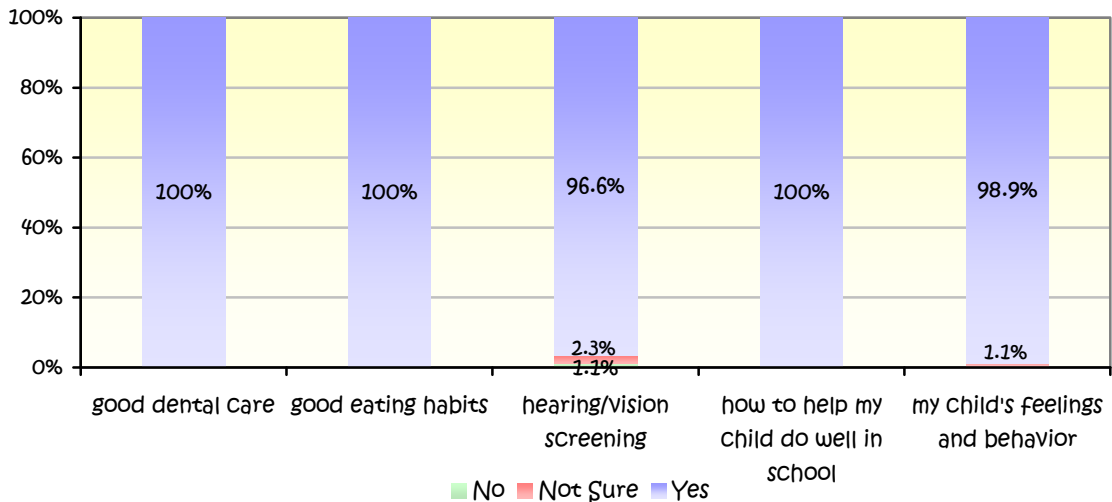


Figure 3. Benefits of the Summer Bridge Program for Parents



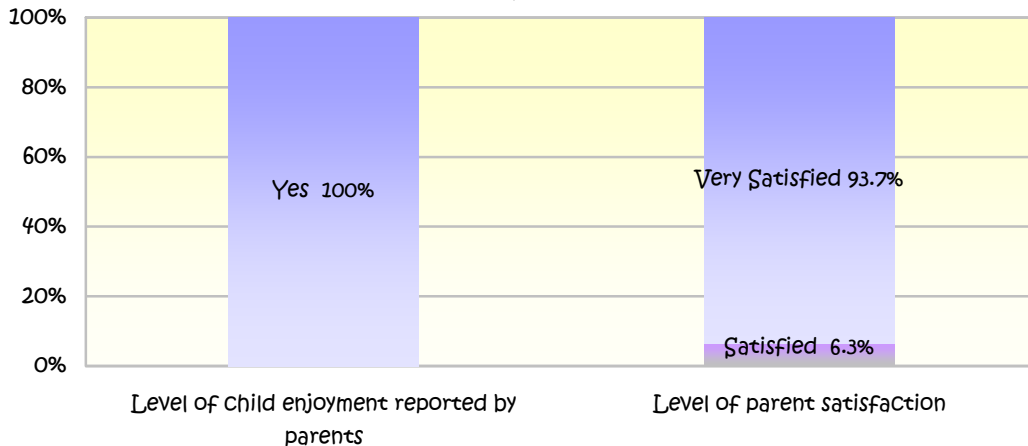
\* The first three questions presented in this figure asked for yes/no responses; the fourth question was the only question that allowed respondents to select "not sure".

**Figure 4. Family Friday Workshops helped me learn more about...**

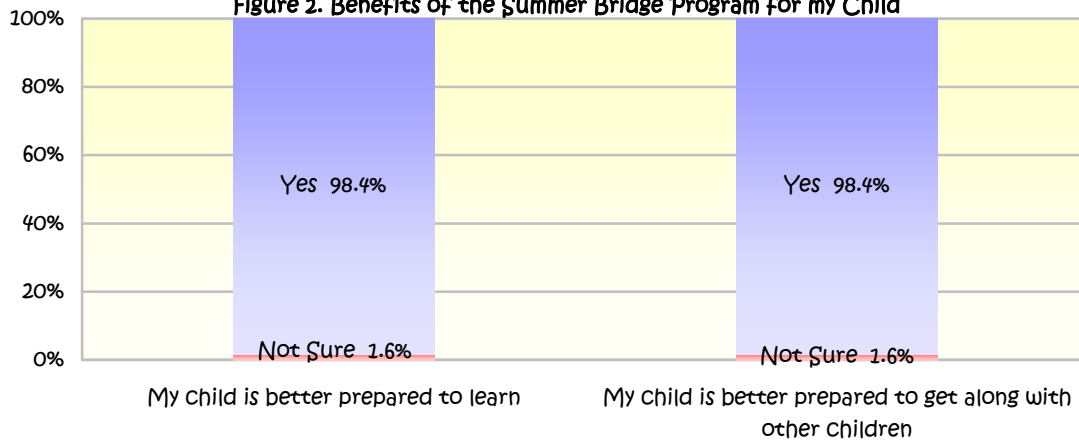


**B. Parent Survey Findings: Novato, n=64**

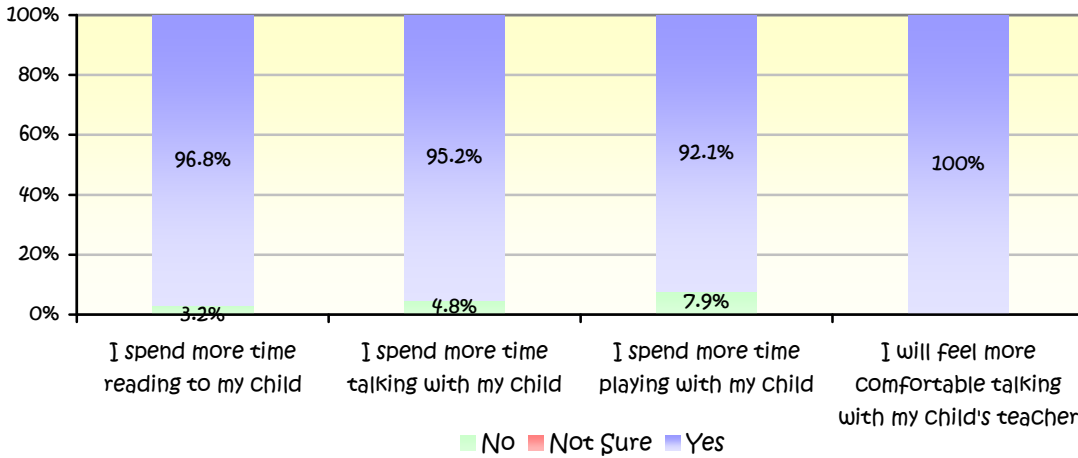
**Figure 1. Parent Satisfaction Findings**



**Figure 2. Benefits of the Summer Bridge Program for my Child**

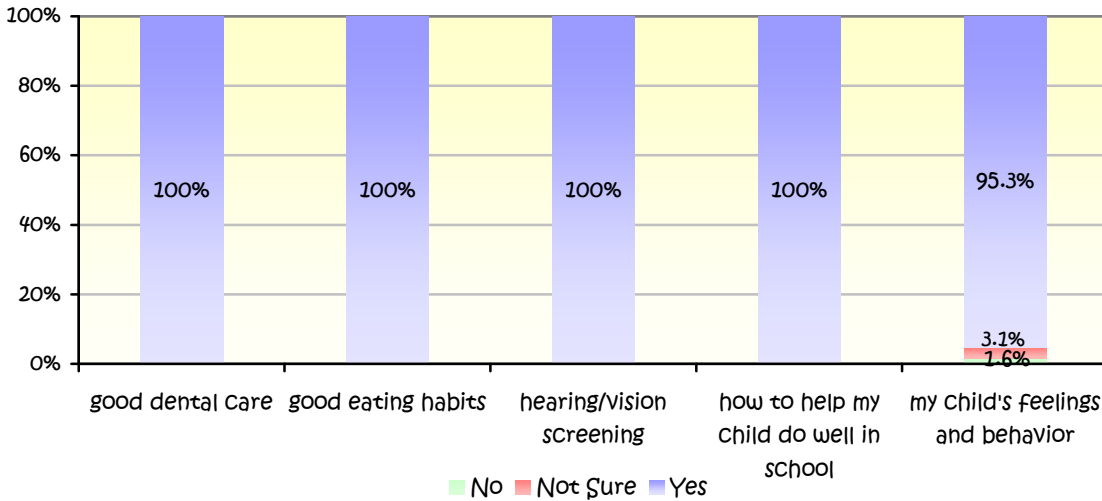


**Figure 3. Benefits of the Summer Bridge Program for Parents**



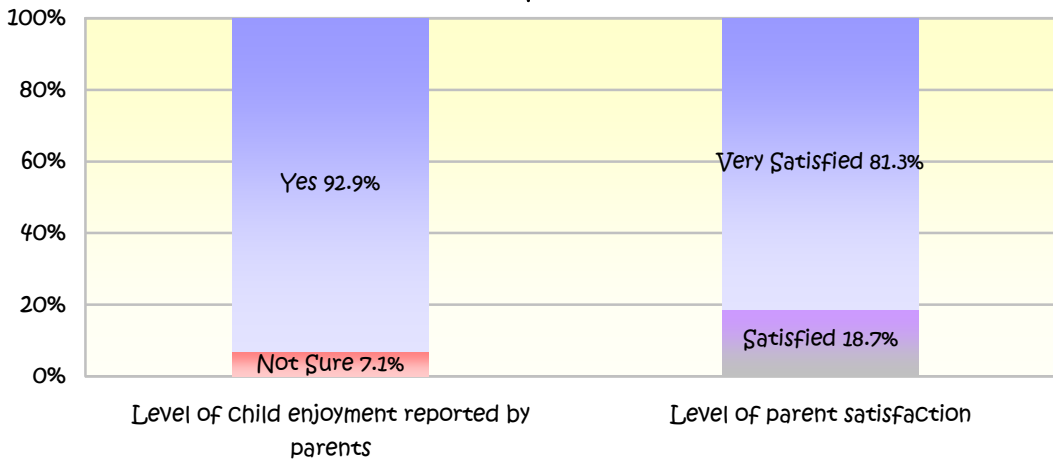
\* The first three questions presented in this figure asked for yes/no responses; the fourth question was the only question that allowed respondents to select "not sure".

**Figure 4. Family Friday Workshops helped me learn more about...**

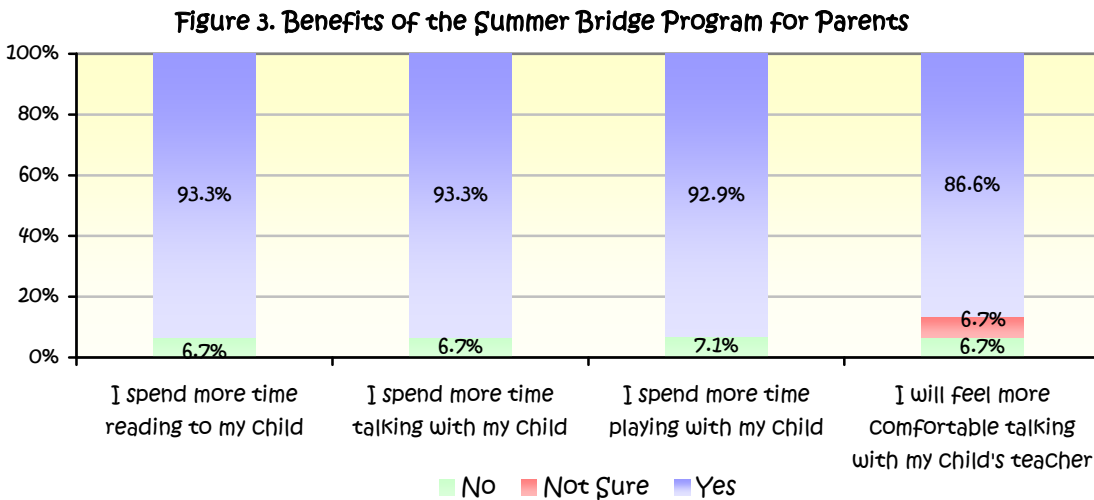
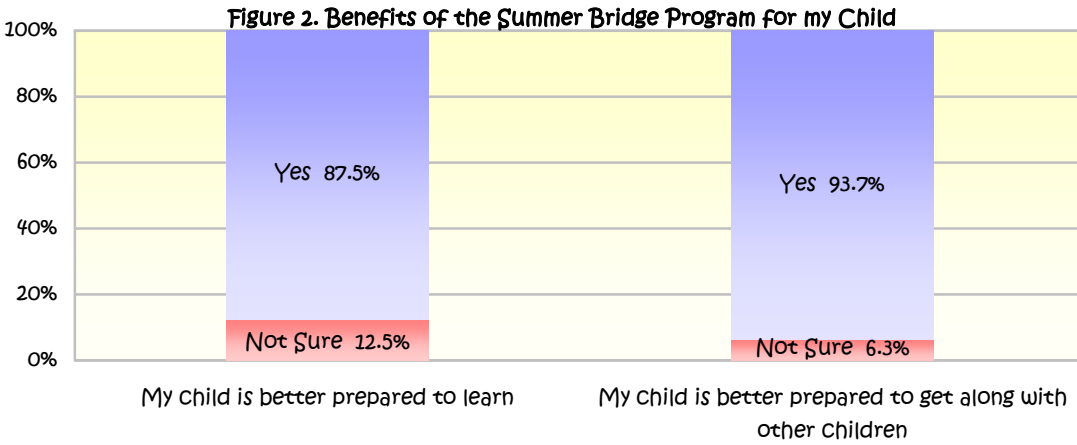


**C. Parent Survey Findings: West Marin/Shoreline, n=16**

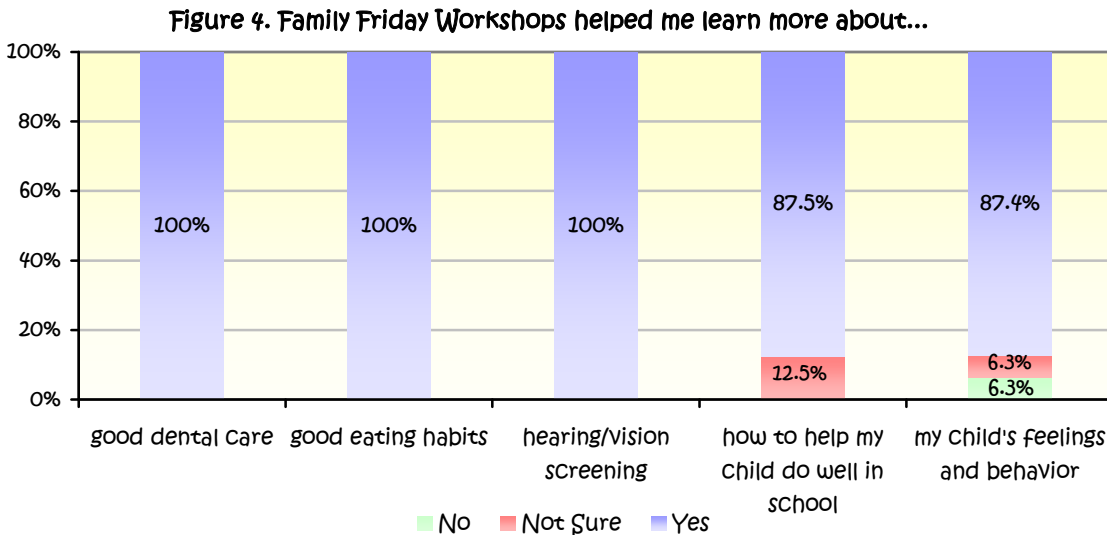
**Figure 1. Parent Satisfaction Findings**





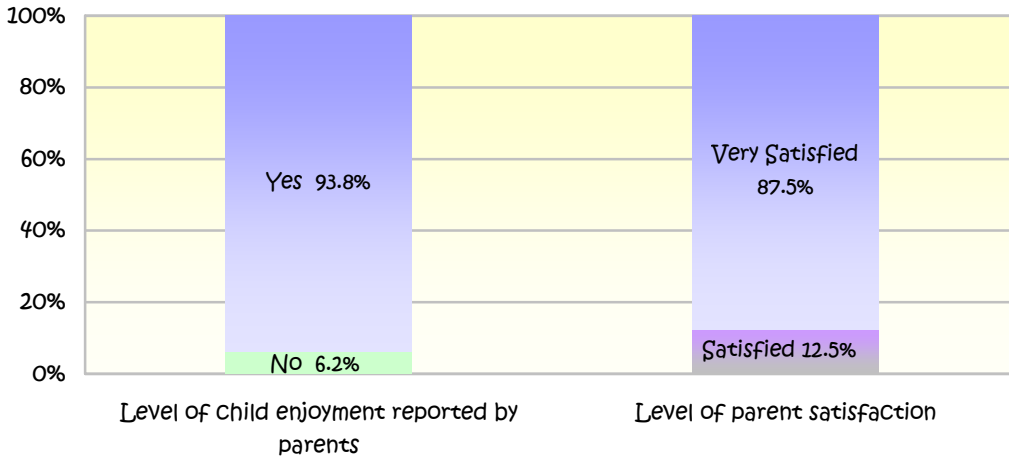


\* The first three questions presented in this figure asked for yes/no responses; the fourth question was the only question that allowed respondents to select "not sure".

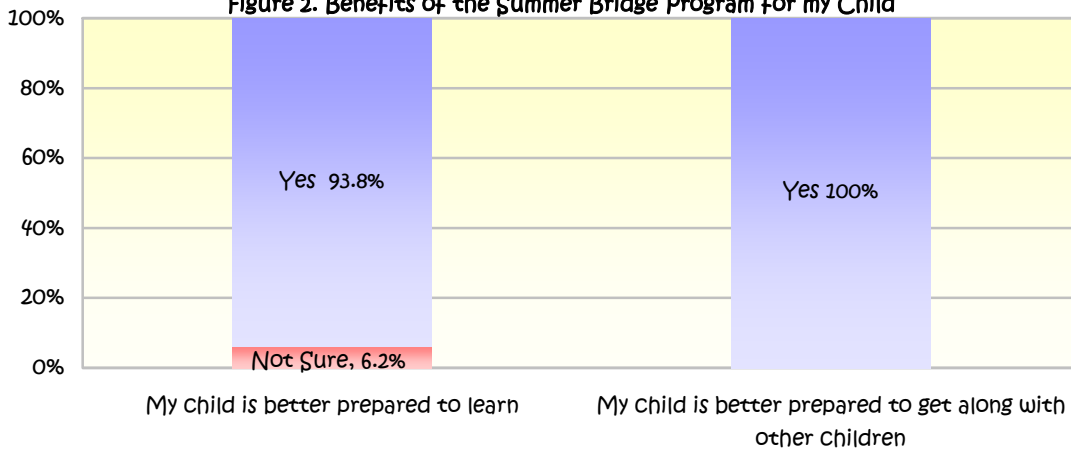


**D. Parent Survey Findings: Marin City/Sausalito, n=16**

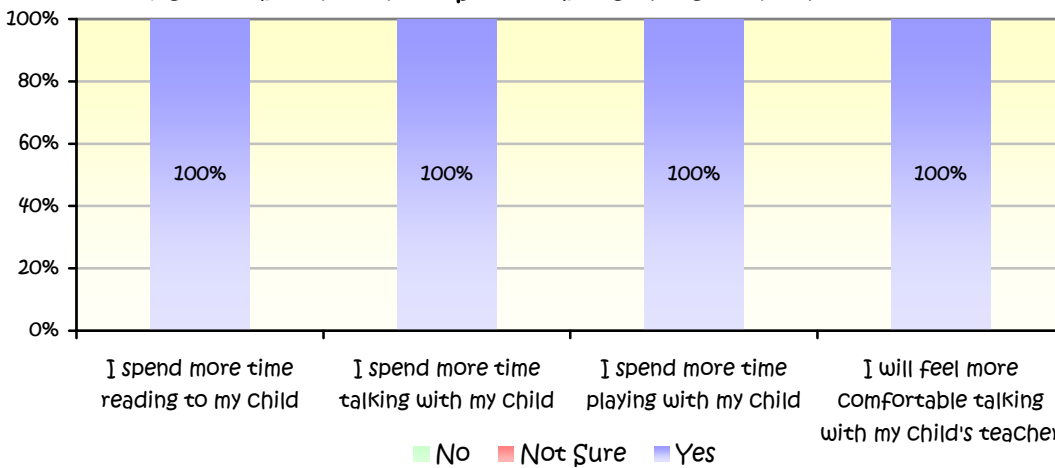
**Figure 1. Parent Satisfaction Findings**



**Figure 2. Benefits of the Summer Bridge Program for my Child**

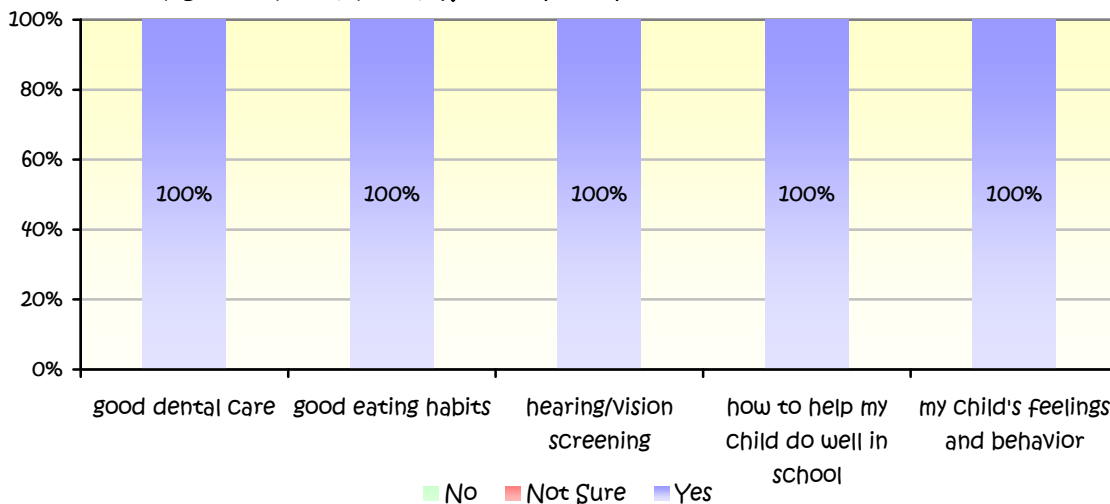


**Figure 3. Benefits of the Summer Bridge Program for Parents**



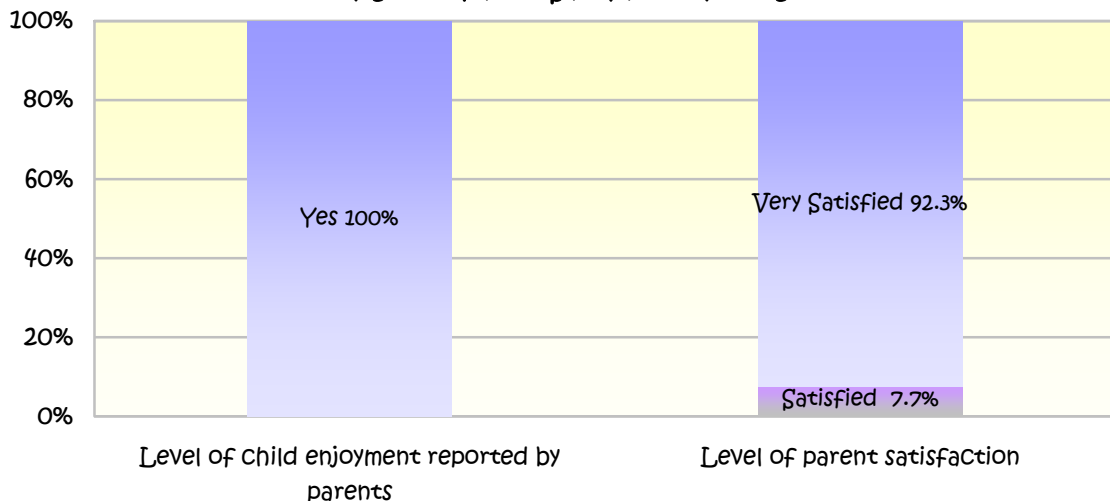
\* The first three questions presented in this figure asked for yes/no responses; the fourth question was the only question that allowed respondents to select "not sure".

**Figure 4. Family Friday Workshops helped me learn more about...**

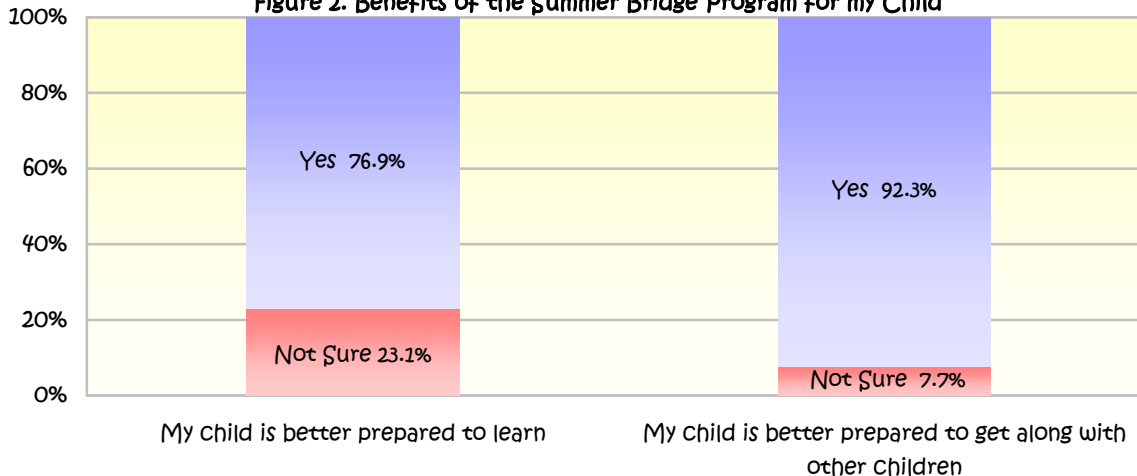


**E. Parent Survey Findings: The Valley (San Geronimo/Nicasio), n=13**

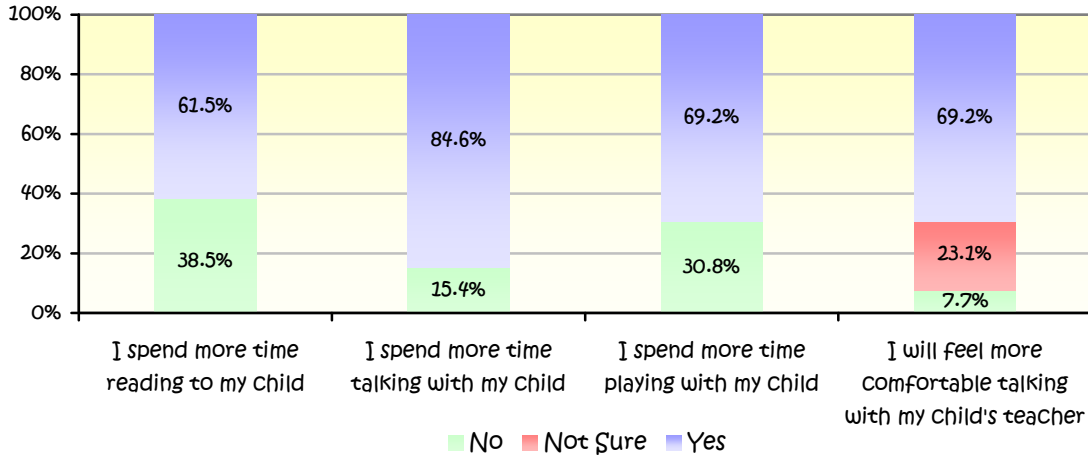
**Figure 1. Parent Satisfaction Findings**



**Figure 2. Benefits of the Summer Bridge Program for my Child**



**Figure 3. Benefits of the Summer Bridge Program for Parents**



\* The first three questions presented in this figure asked for yes/no responses; the fourth question was the only question that allowed respondents to select "not sure".

**Figure 4. Family Friday Workshops helped me learn more about...**

